

OPEN -- Overall Stage Results
 German Area 5 and 7 Regionals 2010
 Printed September 26, 2010 at 16:17



Stage 1 -- Stand 1

	PTS	TIME	HIT FACTOR	STAGE POINTS	STAGE PERCENT	COMPETITOR # Name
1	37	7,68	4,8177	45,0000	100,00	38 Nothnagel, Nils
2	37	9,09	4,0704	38,0198	84,49	127 Graf, Harry
3	39	10,01	3,8961	36,3917	80,87	97 Jung, Simone .
4	37	9,96	3,7149	34,6988	77,11	73 Remek, Claudia
5	43	12,14	3,5420	33,0843	73,52	81 Borchardt, Dirk .
6	31	9,28	3,3405	31,2022	69,34	148 Pelzer, Simon .
7	40	12,56	3,1847	29,7469	66,10	13 Schäfer, Patric .
8	37	11,92	3,1040	28,9933	64,43	152 Wessely, Rene .
9	26	8,58	3,0303	28,3047	62,90	140 Loch, Marijan
10	37	13,57	2,7266	25,4679	56,60	118 Maier, Wolfgang .
11	35	13,25	2,6415	24,6731	54,83	25 Altmaier, Michael ,
12	28	10,62	2,6365	24,6267	54,73	37 Wurster, Sabine
13	43	17,07	2,5190	23,5292	52,29	142 Weber, Alwin
14	39	16,62	2,3466	21,9182	48,71	135 Theisen, Peter .
15	42	19,71	2,1309	19,9037	44,23	150 ZickgrafPeters, Juliane .
16	22	12,43	1,7699	16,5319	36,74	162 Möller, Klaus .
17	21	13,85	1,5162	14,1626	31,47	149 Peters, Andrej .
18	26	17,33	1,5003	14,0135	31,14	64 Knappstein, Paul
19	41	27,86	1,4716	13,7459	30,55	67 Volkmann, Heinz .
20	24	18,54	1,2945	12,0913	26,87	145 Berlenbach, Karin
21	0	0,00	0,0000	0,0000	0,00	156 Leers, Oliver .
22	0	0,00	0,0000	0,0000	0,00	68 Scheper, Hubert
23	0	0,00	0,0000	0,0000	0,00	35 Gross, Michael .
24	0	0,00	0,0000	0,0000	0,00	69 Neff, Rolf

STANDARD -- Overall Stage Results

German Area 5 and 7 Regionals 2010

Printed September 26, 2010 at 16:17



Stage 1 -- Stand 1

	PTS	TIME	HIT FACTOR	STAGE POINTS	STAGE PERCENT	COMPETITOR # Name
1	42	9,81	4,2813	45,0000	100,00	116 Jakob, Herbert .
2	39	10,22	3,8160	40,1094	89,13	61 Denk, Matthias
3	38	9,97	3,8114	40,0609	89,02	87 vanEssen, Olaf
4	31	9,18	3,3769	35,4937	78,87	147 Pelzer, Werner .
5	45	14,00	3,2143	33,7844	75,08	99 Mohr, Uwe
6	37	11,57	3,1979	33,6125	74,69	22 Kraft, Herbert
7	42	14,35	2,9268	30,7631	68,36	86 Burkhart, Helmut
8	42	14,44	2,9086	30,5713	67,94	157 Berlenbach, Oliver
9	37	12,73	2,9065	30,5496	67,89	121 Zimmermann, Herbert .
10	35	12,59	2,7800	29,2196	64,93	39 Lätsch, Harald .
11	36	13,10	2,7481	28,8844	64,19	56 Seeger, Eugen
12	41	16,34	2,5092	26,3733	58,61	47 Bötzel, Rene .
13	37	15,53	2,3825	25,0416	55,65	40 Jakob, Frank .
14	37	15,81	2,3403	24,5981	54,66	48 Schultheiss, Karl
15	32	14,25	2,2456	23,6030	52,45	29 Kuhn, Manfred
16	35	16,42	2,1315	22,4041	49,79	96 Rothert, Marcus .
17	42	19,97	2,1032	22,1057	49,12	65 Ritter, Maximilian
18	39	18,90	2,0635	21,6888	48,20	1 Faber, Michael
19	39	19,15	2,0366	21,4056	47,57	41 Hesse, Michael .
20	42	21,31	1,9709	20,7156	46,03	15 Hügel, Harald -
21	31	16,56	1,8720	19,6759	43,72	170 Schroer, Axel .
22	29	16,13	1,7979	18,8971	41,99	114 Pohlarz, Claudius
23	31	17,47	1,7745	18,6510	41,45	137 Jungjohann, Kai .
24	41	26,07	1,5727	16,5301	36,73	123 Berberich, Holger .
25	18	12,16	1,4803	15,5586	34,57	18 Gotic, Robert .
26	39	26,38	1,4784	15,5390	34,53	31 Pentz, Helmut
27	22	15,18	1,4493	15,2329	33,85	146 Nagel, Dieter .
28	33	25,34	1,3023	13,6880	30,42	4 Krüger, Donald .
29	27	20,75	1,3012	13,6766	30,39	160 Hase, Horst .
30	37	29,34	1,2611	13,2548	29,46	163 Wiessner, Bernd
31	16	14,36	1,1142	11,7111	26,02	159 Vilar, Rui
32	14	13,91	1,0065	10,5787	23,51	10 Boschert, Franz
33	18	26,36	0,6829	7,1773	15,95	151 Kirchner, Stefan
34	10	15,38	0,6502	6,8340	15,19	17 Schiller, Michael
35	13	25,15	0,5169	5,4330	12,07	124 Hansi, Steffen .
36	8	17,91	0,4467	4,6949	10,43	136 Aynacioglu, Sadik .
37	4	17,38	0,2301	2,4190	5,38	134 Theisen, Jürgen .
38	1	18,42	0,0543	0,5706	1,27	161 Hase, Dierk .
39	0	0,00	0,0000	0,0000	0,00	104 Raeder, Tim Martin .
40	0	14,59	0,0000	0,0000	0,00	125 Saller, Curt
41	0	0,00	0,0000	0,0000	0,00	71 Jürgens, Steffen .
42	0	0,00	0,0000	0,0000	0,00	100 Monschau, Willi .
43	0	35,33	0,0000	0,0000	0,00	95 Münch, Caroline .
44	0	15,94	0,0000	0,0000	0,00	168 Woll, Rigo .
45	0	19,00	0,0000	0,0000	0,00	93 Franz, Volker .
46	0	20,03	0,0000	0,0000	0,00	23 Jeckel, Andreas .

STANDARD -- Overall Stage Results

German Area 5 and 7 Regionals 2010

Printed September 26, 2010 at 16:17



Stage 1 -- Stand 1

	PTS	TIME	HIT FACTOR	STAGE POINTS	STAGE PERCENT	COMPETITOR # Name
47	0	15,59	0,0000	0,0000	0,00	122 Reiter, Norbert
48	0	0,00	0,0000	0,0000	0,00	62 Wittmann, Horst

PRODUCTION -- Overall Stage Results

German Area 5 and 7 Regionals 2010

Printed September 26, 2010 at 16:17



Stage 1 -- Stand 1

	PTS	TIME	HIT FACTOR	STAGE POINTS	STAGE PERCENT	COMPETITOR # Name
1	45	9,66	4,6584	45,0000	100,00	12 Schmidt, Tino
2	39	10,27	3,7975	36,6835	81,52	70 Haben, Jörg .
3	43	11,34	3,7919	36,6296	81,40	58 Blazicek, Johannes .
4	39	10,92	3,5714	34,5000	76,67	50 Henn, Frank .
5	35	10,08	3,4722	33,5417	74,54	74 Lentz, Arne
6	43	12,95	3,3205	32,0757	71,28	14 Kirchherr, Hartmut
7	39	12,21	3,1941	30,8550	68,57	108 Kirsch, Patrik .
8	29	9,11	3,1833	30,7508	68,34	54 Kummer, Patrick
9	41	13,62	3,0103	29,0793	64,62	128 Meyer, Werner
10	35	12,15	2,8807	27,8272	61,84	33 Heinemann, Sascha .
11	41	14,91	2,7498	26,5634	59,03	119 Fallert, Alfons
12	45	16,50	2,7273	26,3455	58,55	92 Schöffel, Sebastian .
13	37	14,10	2,6241	25,3489	56,33	66 Brecht, Matthias
14	43	16,57	2,5951	25,0682	55,71	126 Fickinger, Thilo
15	37	14,30	2,5874	24,9944	55,54	171 Gallenbach, Heinz
16	41	15,90	2,5786	24,9094	55,35	76 Ergler, Manfred .
17	37	14,51	2,5500	24,6327	54,74	16 Uecker, Ulrich
18	37	14,86	2,4899	24,0525	53,45	113 Walter, Michael
19	41	16,76	2,4463	23,6313	52,51	78 Rienäcker, Ingo .
20	29	11,97	2,4227	23,4035	52,01	111 Blank, Andreas .
21	35	14,62	2,3940	23,1259	51,39	90 Sonnabend, Sven .
22	35	14,62	2,3940	23,1259	51,39	19 Steudle, Markus .
23	35	14,65	2,3891	23,0785	51,29	20 Auerswald, Erik .
24	33	13,96	2,3639	22,8352	50,74	141 Brecht, Uwe
25	39	16,68	2,3381	22,5863	50,19	32 Lehmann, Stephan .
26	41	18,11	2,2639	21,8697	48,60	172 Glaser, Wolfgang
27	37	16,48	2,2451	21,6881	48,20	85 Burkhart, Rita
28	37	16,60	2,2289	21,5313	47,85	109 Schier, Hanno .
29	35	16,53	2,1174	20,4537	45,45	77 Heiss, Andreas .
30	31	14,71	2,1074	20,3576	45,24	83 Bulling, Thomas
31	29	14,07	2,0611	19,9104	44,25	49 Köllner, Rainer
32	31	15,62	1,9846	19,1716	42,60	153 Finselsberger, Jörg .
33	33	17,10	1,9298	18,6421	41,43	133 Pfitzenmaier, Jörg .
34	31	16,32	1,8995	18,3493	40,78	59 Oberle, Rolf
35	37	20,01	1,8491	17,8621	39,69	3 Lemke, Klaus
36	29	15,76	1,8401	17,7754	39,50	52 Olschewski, Martin .
37	29	15,80	1,8354	17,7304	39,40	30 Kuhn, Loni .
38	37	20,27	1,8254	17,6330	39,18	51 Bartell, Gerd .
39	35	19,65	1,7812	17,2061	38,24	138 Klippel, Hagen
40	25	14,18	1,7630	17,0310	37,85	9 Boschert, Benedikt
41	39	22,64	1,7226	16,6405	36,98	26 Lisi, Agrippino
42	35	20,93	1,6722	16,1538	35,90	130 Kallsen, Ulrike
43	18	10,97	1,6408	15,8505	35,22	169 Sperl, Markus .
44	22	13,89	1,5839	15,3002	34,00	34 Freitag, Andreas .
45	25	16,19	1,5442	14,9166	33,15	158 Glaser, Helmut
46	22	14,42	1,5257	14,7379	32,75	166 Schöninger, Michael .

PRODUCTION -- Overall Stage Results

German Area 5 and 7 Regionals 2010

Printed September 26, 2010 at 16:17



Stage 1 -- Stand 1

	PTS	TIME	HIT FACTOR	STAGE POINTS	STAGE PERCENT	COMPETITOR # Name
47	27	17,80	1,5169	14,6528	32,56	107 Eichardt, Andreas
48	27	18,49	1,4602	14,1060	31,35	27 Lisi-Mager, Uta .
49	24	16,67	1,4397	13,9076	30,91	91 Theierl, Alexander .
50	24	16,91	1,4193	13,7102	30,47	110 Möbs, Stefan .
51	35	24,76	1,4136	13,6551	30,34	57 Bykhovski, Vadim .
52	24	18,12	1,3245	12,7947	28,43	5 Krüger, Jürgen .
53	20	15,53	1,2878	12,4404	27,65	79 Nölke, Thomas .
54	16	12,78	1,2520	12,0939	26,88	132 Cümbüs, Hakan .
55	20	16,17	1,2369	11,9481	26,55	112 Habicht, Stefan .
56	24	19,89	1,2066	11,6561	25,90	167 Tilgner, Rainer
57	41	36,20	1,1326	10,9409	24,31	129 Baage, Roland .
58	27	26,55	1,0169	9,8237	21,83	55 Kontorowski, Alexander .
59	14	13,97	1,0021	9,6807	21,51	8 Koch, Viktor .
60	18	18,54	0,9709	9,3786	20,84	115 Wieland, Markus .
61	16	16,56	0,9662	9,3333	20,74	72 Armbruster, Edgar .
62	26	27,02	0,9623	9,2953	20,66	75 Kolb, Wolfgang .
63	23	24,64	0,9334	9,0170	20,04	28 Ehlhardt, Manfred .
64	14	20,36	0,6876	6,6424	14,76	143 Brecht, Thomas .
65	12	18,34	0,6543	6,3206	14,05	46 Ende, Wolfgang .
66	11	18,43	0,5969	5,7656	12,81	165 Biegner, Alexander .
67	8	16,31	0,4905	4,7382	10,53	63 Bieda, Reiner
68	7	16,11	0,4345	4,1974	9,33	11 Ludes, Lars .
69	7	18,64	0,3755	3,6277	8,06	80 Neumann, Kai .
70	1	15,43	0,0648	0,6261	1,39	98 Gilcher, Patrick .
71	0	0,00	0,0000	0,0000	0,00	6 Ullmann, Josef .
72	0	0,00	0,0000	0,0000	0,00	60 Strohmaier, Marco .
73	0	16,82	0,0000	0,0000	0,00	7 Popall, Rainer
74	0	16,61	0,0000	0,0000	0,00	43 Weihrich, Saskia .
75	0	17,99	0,0000	0,0000	0,00	89 Grüßner, Sven .
76	0	16,00	0,0000	0,0000	0,00	94 Schuldt, Roco .
77	0	0,00	0,0000	0,0000	0,00	117 Friedrich, Franz .
78	0	0,00	0,0000	0,0000	0,00	88 Reidenbach, Sandra .
79	0	16,07	0,0000	0,0000	0,00	131 Kallsen, Dieter
80	0	0,00	0,0000	0,0000	0,00	144 Hoffmann, Hardy
81	0	25,16	0,0000	0,0000	0,00	84 Baier, Andreas .
82	0	16,74	0,0000	0,0000	0,00	164 Mainka, Michael .
83	0	0,00	0,0000	0,0000	0,00	103 Morasch, Marco
84	0	0,00	0,0000	0,0000	0,00	105 Herfurth, Martin

MODIFIED -- Overall Stage Results

German Area 5 and 7 Regionals 2010

Printed September 26, 2010 at 16:17



Stage 1 -- Stand 1

	PTS	TIME	HIT FACTOR	STAGE POINTS	STAGE PERCENT	COMPETITOR # Name
1	45	16,67	2,6995	45,0000	100,00	44 von Streit, Dietrich .
2	20	10,68	1,8727	31,2172	69,37	36 Wurster, Tilo .
3	0	0,00	0,0000	0,0000	0,00	139 Layher, Edgar .

REVOLVER (STANDARD) -- Overall Stage Results

German Area 5 and 7 Regionals 2010

Printed September 26, 2010 at 16:17



Stage 1 -- Stand 1

	PTS	TIME	HIT FACTOR	STAGE POINTS	STAGE PERCENT	COMPETITOR # Name
1	43	18,92	2,2727	45,0000	100,00	45 Wohlmuth, Markus
2	42	19,25	2,1818	43,2000	96,00	154 Stauch, Freddy .
3	38	18,56	2,0474	40,5388	90,09	155 Stauch, Franz
4	37	19,17	1,9301	38,2160	84,92	120 Biedermann, Wolfgang
5	39	20,34	1,9174	37,9646	84,37	53 Fuger, Christian .
6	36	18,88	1,9068	37,7542	83,90	101 Wucherer, Hans .
7	35	24,82	1,4102	27,9210	62,05	102 Wucherer, Henry .

OPEN -- Overall Stage Results
 German Area 5 and 7 Regionals 2010
 Printed September 26, 2010 at 16:17



Stage 2 -- Stand 2

	PTS	TIME	HIT FACTOR	STAGE POINTS	STAGE PERCENT	COMPETITOR # Name
1	75	12,97	5,7826	80,0000	100,00	38 Nothnagel, Nils
2	73	13,88	5,2594	72,7616	90,95	140 Loch, Marijan
3	69	13,30	5,1880	71,7738	89,72	127 Graf, Harry
4	72	14,23	5,0597	69,9997	87,50	142 Weber, Alwin
5	77	15,37	5,0098	69,3083	86,64	73 Remek, Claudia
6	76	15,22	4,9934	69,0824	86,35	81 Borchardt, Dirk .
7	71	15,06	4,7145	65,2232	81,53	152 Wessely, Rene .
8	70	15,11	4,6327	64,0918	80,11	162 Möller, Klaus .
9	58	13,40	4,3284	59,8814	74,85	148 Pelzer, Simon .
10	75	18,52	4,0497	56,0259	70,03	13 Schäfer, Patric .
11	70	17,68	3,9593	54,7753	68,47	37 Wurster, Sabine
12	73	18,70	3,9037	54,0070	67,51	25 Altmaier, Michael ,
13	78	20,11	3,8787	53,6601	67,08	135 Theisen, Peter .
14	68	18,53	3,6697	50,7694	63,46	118 Maier, Wolfgang .
15	74	20,22	3,6597	50,6313	63,29	64 Knappstein, Paul
16	54	14,96	3,6096	49,9380	62,42	97 Jung, Simone .
17	75	22,96	3,2666	45,1916	56,49	145 Berlenbach, Karin
18	74	22,85	3,2385	44,8037	56,00	67 Volkmann, Heinz .
19	45	20,98	2,1449	29,6740	37,09	149 Peters, Andrej .
20	76	39,37	1,9304	26,7065	33,38	150 ZickgrafPeters, Juliane .
21	0	0,00	0,0000	0,0000	0,00	156 Leers, Oliver .
22	0	0,00	0,0000	0,0000	0,00	68 Scheper, Hubert
23	0	0,00	0,0000	0,0000	0,00	35 Gross, Michael .
24	0	0,00	0,0000	0,0000	0,00	69 Neff, Rolf

STANDARD -- Overall Stage Results

German Area 5 and 7 Regionals 2010

Printed September 26, 2010 at 16:17



Stage 2 -- Stand 2

	PTS	TIME	HIT FACTOR	STAGE POINTS	STAGE PERCENT	COMPETITOR # Name
1	74	14,22	5,2039	80,0000	100,00	116 Jakob, Herbert .
2	73	15,81	4,6173	70,9821	88,73	22 Kraft, Herbert
3	71	15,93	4,4570	68,5173	85,65	61 Denk, Matthias
4	66	15,87	4,1588	63,9330	79,92	96 Rothert, Marcus .
5	71	19,76	3,5931	55,2369	69,05	29 Kuhn, Manfred
6	69	19,56	3,5276	54,2298	67,79	157 Berlenbach, Oliver
7	55	15,64	3,5166	54,0610	67,58	147 Pelzer, Werner .
8	77	21,95	3,5080	53,9280	67,41	39 Lätsch, Harald .
9	71	20,54	3,4567	53,1393	66,42	99 Mohr, Uwe
10	74	21,43	3,4531	53,0845	66,36	146 Nagel, Dieter .
11	56	16,33	3,4293	52,7181	65,90	47 Bötzel, Rene .
12	68	19,85	3,4257	52,6631	65,83	125 Saller, Curt
13	57	17,68	3,2240	49,5622	61,95	56 Seeger, Eugen
14	64	20,02	3,1968	49,1444	61,43	40 Jakob, Frank .
15	54	16,95	3,1858	48,9758	61,22	87 vanEssen, Olaf
16	64	20,97	3,0520	46,9180	58,65	10 Boschert, Franz
17	76	25,26	3,0087	46,2528	57,82	15 Hügel, Harald -
18	69	23,43	2,9449	45,2725	56,59	134 Theisen, Jürgen .
19	56	19,44	2,8807	44,2843	55,36	168 Woll, Rigo .
20	54	19,18	2,8154	43,2816	54,10	114 Pohlraz, Claudius
21	41	15,26	2,6868	41,3035	51,63	18 Gotic, Robert .
22	77	28,92	2,6625	40,9308	51,16	65 Ritter, Maximilian
23	78	29,89	2,6096	40,1168	50,15	31 Pentz, Helmut
24	66	25,68	2,5701	39,5100	49,39	160 Hase, Horst .
25	68	27,33	2,4881	38,2496	47,81	41 Hesse, Michael .
26	60	24,60	2,4390	37,4951	46,87	122 Reiter, Norbert
27	65	26,93	2,4137	37,1052	46,38	123 Berberich, Holger .
28	64	27,44	2,3324	35,8553	44,82	161 Hase, Dierk .
29	58	25,47	2,2772	35,0072	43,76	1 Faber, Michael
30	64	28,43	2,2511	34,6068	43,26	151 Kirchner, Stefan
31	48	23,27	2,0627	31,7105	39,64	136 Aynacioglu, Sadik .
32	50	24,28	2,0593	31,6577	39,57	4 Krüger, Donald .
33	39	19,21	2,0302	31,2101	39,01	86 Burkhart, Helmut
34	38	21,19	1,7933	27,5683	34,46	170 Schroer, Axel .
35	47	26,96	1,7433	26,8001	33,50	48 Schultheiss, Karl
36	50	28,94	1,7277	26,5601	33,20	95 Münch, Caroline .
37	39	24,63	1,5834	24,3421	30,43	17 Schiller, Michael
38	55	35,29	1,5585	23,9590	29,95	163 Wiessner, Bernd
39	35	24,85	1,4085	21,6521	27,07	93 Franz, Volker .
40	38	29,75	1,2773	19,6361	24,55	124 Hansi, Steffen .
41	30	29,64	1,0121	15,5597	19,45	121 Zimmermann, Herbert .
42	15	25,58	0,5864	9,0146	11,27	137 Jungjohann, Kai .
43	7	35,26	0,1985	3,0519	3,81	159 Vilar, Rui
44	0	0,00	0,0000	0,0000	0,00	71 Jürgens, Steffen .
45	0	0,00	0,0000	0,0000	0,00	104 Raeder, Tim Martin .
46	0	26,28	0,0000	0,0000	0,00	23 Jeckel, Andreas .

STANDARD -- Overall Stage Results

German Area 5 and 7 Regionals 2010

Printed September 26, 2010 at 16:17



Stage 2 -- Stand 2

	PTS	TIME	HIT FACTOR	STAGE POINTS	STAGE PERCENT	COMPETITOR # Name
47	0	0,00	0,0000	0,0000	0,00	100 Monschau, Willi .
48	0	0,00	0,0000	0,0000	0,00	62 Wittmann, Horst

PRODUCTION -- Overall Stage Results

German Area 5 and 7 Regionals 2010

Printed September 26, 2010 at 16:17



Stage 2 -- Stand 2

	PTS	TIME	HIT FACTOR	STAGE POINTS	STAGE PERCENT	COMPETITOR # Name
1	68	13,64	4,9853	80,0000	100,00	54 Kummer, Patrick
2	68	13,79	4,9311	79,1298	98,91	12 Schmidt, Tino
3	72	14,72	4,8913	78,4911	98,11	50 Henn, Frank .
4	68	14,48	4,6961	75,3591	94,20	70 Haben, Jörg .
5	68	14,69	4,6290	74,2818	92,85	74 Lentz, Arne
6	68	14,76	4,6070	73,9295	92,41	58 Blazicek, Johannes .
7	78	17,71	4,4043	70,6759	88,34	32 Lehmann, Stephan .
8	70	16,11	4,3451	69,7265	87,16	108 Kirsch, Patrik .
9	68	16,79	4,0500	64,9911	81,24	76 Ergler, Manfred .
10	70	17,44	4,0138	64,4091	80,51	113 Walter, Michael
11	72	19,45	3,7018	59,4030	74,25	66 Brecht, Matthias
12	68	18,63	3,6500	58,5722	73,22	16 Uecker, Ulrich
13	64	19,02	3,3649	53,9964	67,50	171 Gallenbach, Heinz
14	60	17,90	3,3520	53,7890	67,24	128 Meyer, Werner
15	68	20,29	3,3514	53,7802	67,23	133 Pfitzenmaier, Jörg .
16	60	18,50	3,2432	52,0445	65,06	33 Heinemann, Sascha .
17	74	22,87	3,2357	51,9231	64,90	85 Burkhart, Rita
18	68	21,54	3,1569	50,6592	63,32	98 Gilcher, Patrick .
19	60	19,10	3,1414	50,4096	63,01	9 Boschert, Benedikt
20	66	21,51	3,0683	49,2378	61,55	30 Kuhn, Loni .
21	68	22,24	3,0576	49,0648	61,33	110 Möbs, Stefan .
22	70	22,92	3,0541	49,0093	61,26	59 Oberle, Rolf
23	68	22,30	3,0493	48,9327	61,17	20 Auerswald, Erik .
24	60	19,76	3,0364	48,7259	60,91	34 Freitag, Andreas .
25	51	16,93	3,0124	48,3402	60,43	111 Blank, Andreas .
26	62	21,54	2,8784	46,1893	57,74	153 Finselsberger, Jörg .
27	60	21,42	2,8011	44,9497	56,19	77 Heiss, Andreas .
28	68	24,31	2,7972	44,8869	56,11	141 Brecht, Uwe
29	64	23,15	2,7646	44,3634	55,45	26 Lisi, Agrippino
30	64	23,45	2,7292	43,7958	54,74	8 Koch, Viktor .
31	64	23,50	2,7234	43,7026	54,63	94 Schuldt, Roco .
32	74	27,23	2,7176	43,6093	54,51	138 Klippel, Hagen
33	58	21,81	2,6593	42,6744	53,34	19 Steudle, Markus .
34	58	21,97	2,6400	42,3637	52,95	79 Nölke, Thomas .
35	61	23,39	2,6080	41,8500	52,31	3 Lemke, Klaus
36	55	21,42	2,5677	41,2039	51,50	92 Schöffel, Sebastian .
37	68	26,54	2,5622	41,1153	51,39	57 Bykhovski, Vadim .
38	47	18,43	2,5502	40,9230	51,15	132 Cümbüs, Hakan .
39	72	28,77	2,5026	40,1595	50,20	89 Grüßner, Sven .
40	76	30,39	2,5008	40,1308	50,16	131 Kallsen, Dieter
41	53	21,20	2,5000	40,1176	50,15	46 Ende, Wolfgang .
42	68	27,44	2,4781	39,7668	49,71	72 Armbruster, Edgar .
43	49	20,15	2,4318	39,0226	48,78	63 Bieda, Reiner
44	50	21,01	2,3798	38,1891	47,74	49 Köllner, Rainer
45	58	24,44	2,3732	38,0822	47,60	91 Theierl, Alexander .
46	60	26,57	2,2582	36,2372	45,30	7 Popall, Rainer

PRODUCTION -- Overall Stage Results

German Area 5 and 7 Regionals 2010

Printed September 26, 2010 at 16:17



Stage 2 -- Stand 2

	PTS	TIME	HIT FACTOR	STAGE POINTS	STAGE PERCENT	COMPETITOR # Name
47	74	34,30	2,1574	34,6205	43,28	112 Habicht, Stefan .
48	70	32,47	2,1558	34,5948	43,24	167 Tilgner, Rainer
49	64	30,36	2,1080	33,8278	42,28	164 Mainka, Michael .
50	55	26,69	2,0607	33,0681	41,34	158 Glaser, Helmut
51	51	25,27	2,0182	32,3862	40,48	119 Fallert, Alfons
52	72	35,99	2,0006	32,1030	40,13	130 Kallsen, Ulrike
53	54	27,18	1,9868	31,8816	39,85	115 Wieland, Markus .
54	45	23,21	1,9388	31,1124	38,89	126 Fickinger, Thilo
55	58	30,37	1,9098	30,6463	38,31	75 Kolb, Wolfgang .
56	68	36,61	1,8574	29,8061	37,26	51 Bartell, Gerd .
57	64	34,46	1,8572	29,8030	37,25	55 Kontorowski, Alexander .
58	43	23,88	1,8007	28,8955	36,12	109 Schier, Hanno .
59	41	22,81	1,7975	28,8439	36,05	166 Schöninger, Michael .
60	47	26,51	1,7729	28,4501	35,56	172 Glaser, Wolfgang
61	37	20,88	1,7720	28,4359	35,54	52 Olschewski, Martin .
62	41	23,24	1,7642	28,3102	35,39	11 Ludes, Lars .
63	42	23,91	1,7566	28,1881	35,24	14 Kirchherr, Hartmut
64	46	26,49	1,7365	27,8658	34,83	43 Weihrich, Saskia .
65	45	26,10	1,7241	27,6673	34,58	27 Lisi-Mager, Uta .
66	39	23,66	1,6484	26,4512	33,06	165 Biegner, Alexander .
67	34	22,58	1,5058	24,1630	30,20	90 Sonnabend, Sven .
68	39	26,50	1,4717	23,6164	29,52	80 Neumann, Kai .
69	30	23,10	1,2987	20,8403	26,05	143 Brecht, Thomas .
70	23	21,68	1,0609	17,0241	21,28	83 Bulling, Thomas
71	24	23,32	1,0292	16,5150	20,64	78 Rienäcker, Ingo .
72	30	30,57	0,9814	15,7479	19,68	129 Baage, Roland .
73	11	16,33	0,6736	10,8094	13,51	169 Sperl, Markus .
74	18	28,72	0,6267	10,0573	12,57	84 Baier, Andreas .
75	11	20,35	0,5405	8,6741	10,84	28 Ehlhardt, Manfred .
76	10	20,61	0,4852	7,7861	9,73	107 Eichardt, Andreas
77	0	0,00	0,0000	0,0000	0,00	103 Morasch, Marco
78	0	0,00	0,0000	0,0000	0,00	105 Herfurth, Martin
79	0	0,00	0,0000	0,0000	0,00	144 Hoffmann, Hardy
80	0	26,00	0,0000	0,0000	0,00	5 Krüger, Jürgen .
81	0	0,00	0,0000	0,0000	0,00	88 Reidenbach, Sandra .
82	0	0,00	0,0000	0,0000	0,00	60 Strohmaier, Marco .
83	0	0,00	0,0000	0,0000	0,00	6 Ullmann, Josef .
84	0	0,00	0,0000	0,0000	0,00	117 Friedrich, Franz .

MODIFIED -- Overall Stage Results

German Area 5 and 7 Regionals 2010

Printed September 26, 2010 at 16:17



Stage 2 -- Stand 2

	PTS	TIME	HIT FACTOR	STAGE POINTS	STAGE PERCENT	COMPETITOR # Name
1	70	18,39	3,8064	80,0000	100,00	36 Wurster, Tilo .
2	68	23,55	2,8875	60,6864	75,86	44 von Streit, Dietrich .
3	0	0,00	0,0000	0,0000	0,00	139 Layher, Edgar .

REVOLVER (STANDARD) -- Overall Stage Results

German Area 5 and 7 Regionals 2010


Printed September 26, 2010 at 16:17



Stage 2 -- Stand 2

	PTS	TIME	HIT FACTOR	STAGE POINTS	STAGE PERCENT	COMPETITOR # Name
1	75	21,19	3,5394	80,0000	100,00	155 Stauch, Franz
2	79	23,83	3,3151	74,9312	93,66	45 Wohlmuth, Markus
3	60	22,90	2,6201	59,2210	74,03	154 Stauch, Freddy .
4	56	24,04	2,3295	52,6518	65,81	101 Wucherer, Hans .
5	71	30,81	2,3044	52,0866	65,11	53 Fuger, Christian .
6	56	26,20	2,1374	48,3110	60,39	120 Biedermann, Wolfgang
7	66	37,30	1,7694	39,9940	49,99	102 Wucherer, Henry .

OPEN -- Overall Stage Results
 German Area 5 and 7 Regionals 2010
 Printed September 26, 2010 at 16:17



Stage 3 -- Stand 3

	PTS	TIME	HIT FACTOR	STAGE POINTS	STAGE PERCENT	COMPETITOR # Name
1	145	19,92	7,2791	150,0000	100,00	127 Graf, Harry
2	131	19,34	6,7735	139,5814	93,05	38 Nothnagel, Nils
3	141	20,96	6,7271	138,6246	92,42	97 Jung, Simone .
4	138	21,61	6,3859	131,5942	87,73	81 Borchardt, Dirk .
5	145	23,01	6,3016	129,8566	86,57	152 Wessely, Rene .
6	130	20,72	6,2741	129,2904	86,19	148 Pelzer, Simon .
7	139	22,61	6,1477	126,6855	84,46	73 Remek, Claudia
8	126	21,46	5,8714	120,9911	80,66	162 Möller, Klaus .
9	145	25,75	5,6311	116,0388	77,36	13 Schäfer, Patric .
10	132	23,98	5,5046	113,4324	75,62	37 Wurster, Sabine
11	116	21,91	5,2944	109,1009	72,73	142 Weber, Alwin
12	136	26,71	5,0917	104,9247	69,95	25 Altmaier, Michael ,
13	136	27,21	4,9982	102,9966	68,66	118 Maier, Wolfgang .
14	146	31,25	4,6720	96,2754	64,18	135 Theisen, Peter .
15	139	30,41	4,5709	94,1913	62,79	64 Knappstein, Paul
16	140	31,89	4,3901	90,4661	60,31	67 Volkmann, Heinz .
17	120	29,88	4,0161	82,7586	55,17	149 Peters, Andrej .
18	123	33,49	3,6727	75,6837	50,46	145 Berlenbach, Karin
19	122	48,38	2,5217	51,9645	34,64	150 ZickgrafPeters, Juliane .
20	0	0,00	0,0000	0,0000	0,00	69 Neff, Rolf
21	0	0,00	0,0000	0,0000	0,00	68 Scheper, Hubert
22	0	0,00	0,0000	0,0000	0,00	35 Gross, Michael .
23	0	0,00	0,0000	0,0000	0,00	156 Leers, Oliver .
24	0	4,56	0,0000	0,0000	0,00	140 Loch, Marijan

STANDARD -- Overall Stage Results

German Area 5 and 7 Regionals 2010

Printed September 26, 2010 at 16:17



Stage 3 -- Stand 3

	PTS	TIME	HIT FACTOR	STAGE POINTS	STAGE PERCENT	COMPETITOR # Name
1	140	20,17	6,9410	150,0000	100,00	116 Jakob, Herbert .
2	138	22,31	6,1856	133,6745	89,12	61 Denk, Matthias
3	145	27,40	5,2920	114,3633	76,24	22 Kraft, Herbert
4	124	24,98	4,9640	107,2750	71,52	18 Gotic, Robert .
5	140	28,64	4,8883	105,6390	70,43	86 Burkhart, Helmut
6	128	26,82	4,7726	103,1384	68,76	40 Jakob, Frank .
7	145	30,69	4,7247	102,1034	68,07	99 Mohr, Uwe
8	126	28,60	4,4056	95,2080	63,47	146 Nagel, Dieter .
9	136	32,04	4,2447	91,7309	61,15	114 Pohlarz, Claudius
10	137	34,74	3,9436	85,2236	56,82	47 Bötzel, Rene .
11	122	31,20	3,9103	84,5034	56,34	96 Rothert, Marcus .
12	124	31,92	3,8847	83,9514	55,97	56 Seeger, Eugen
13	135	35,07	3,8494	83,1892	55,46	134 Theisen, Jürgen .
14	115	29,91	3,8449	83,0903	55,39	39 Lätsch, Harald .
15	79	20,90	3,7799	81,6864	54,46	147 Pelzer, Werner .
16	130	34,53	3,7648	81,3609	54,24	125 Saller, Curt
17	133	36,52	3,6418	78,7028	52,47	87 vanEssen, Olaf
18	137	37,64	3,6397	78,6575	52,44	15 Hügel, Harald -
19	126	34,68	3,6332	78,5164	52,34	29 Kuhn, Manfred
20	94	27,13	3,4648	74,8768	49,92	168 Woll, Rigo .
21	128	37,11	3,4492	74,5398	49,69	48 Schultheiss, Karl
22	128	37,17	3,4436	74,4195	49,61	160 Hase, Horst .
23	134	39,68	3,3770	72,9797	48,65	1 Faber, Michael
24	128	39,04	3,2787	70,8548	47,24	151 Kirchner, Stefan
25	132	40,41	3,2665	70,5918	47,06	136 Aynacioglu, Sadik .
26	128	39,33	3,2545	70,3324	46,89	122 Reiter, Norbert
27	127	39,61	3,2063	69,2896	46,19	65 Ritter, Maximilian
28	122	39,23	3,1099	67,2064	44,80	161 Hase, Dierk .
29	148	48,01	3,0827	66,6192	44,41	123 Berberich, Holger .
30	140	45,76	3,0594	66,1167	44,08	124 Hansi, Steffen .
31	116	38,22	3,0351	65,5898	43,73	137 Jungjohann, Kai .
32	103	34,48	2,9872	64,5564	43,04	121 Zimmermann, Herbert .
33	115	39,19	2,9344	63,4150	42,28	4 Krüger, Donald .
34	138	47,37	2,9132	62,9571	41,97	41 Hesse, Michael .
35	107	36,91	2,8989	62,6482	41,77	170 Schroer, Axel .
36	116	41,34	2,8060	60,6396	40,43	10 Boschert, Franz
37	117	45,57	2,5675	55,4850	36,99	95 Münch, Caroline .
38	82	34,45	2,3803	51,4391	34,29	17 Schiller, Michael
39	104	45,80	2,2707	49,0724	32,71	163 Wiessner, Bernd
40	134	61,20	2,1895	47,3176	31,55	31 Pentz, Helmut
41	78	39,25	1,9873	42,9461	28,63	157 Berlenbach, Oliver
42	64	45,17	1,4169	30,6196	20,41	159 Vilar, Rui
43	36	36,93	0,9748	21,0665	14,04	93 Franz, Volker .
44	0	0,00	0,0000	0,0000	0,00	100 Monschau, Willi .
45	0	0,00	0,0000	0,0000	0,00	104 Raeder, Tim Martin .
46	0	0,00	0,0000	0,0000	0,00	71 Jürgens, Steffen .

STANDARD -- Overall Stage Results

German Area 5 and 7 Regionals 2010

Printed September 26, 2010 at 16:17



Stage 3 -- Stand 3

	PTS	TIME	HIT FACTOR	STAGE POINTS	STAGE PERCENT	COMPETITOR # Name
47	0	49,60	0,0000	0,0000	0,00	23 Jeckel, Andreas .
48	0	0,00	0,0000	0,0000	0,00	62 Wittmann, Horst

PRODUCTION -- Overall Stage Results

German Area 5 and 7 Regionals 2010

Printed September 26, 2010 at 16:17



Stage 3 -- Stand 3

	PTS	TIME	HIT FACTOR	STAGE POINTS	STAGE PERCENT	COMPETITOR # Name
1	148	21,10	7,0142	150,0000	100,00	74 Lentz, Arne
2	138	20,06	6,8794	147,1161	98,08	12 Schmidt, Tino
3	140	20,86	6,7114	143,5244	95,68	50 Henn, Frank .
4	134	21,38	6,2675	134,0322	89,35	54 Kummer, Patrick
5	126	20,38	6,1825	132,2143	88,14	70 Haben, Jörg .
6	130	22,38	5,8088	124,2211	82,81	111 Blank, Andreas .
7	118	21,18	5,5713	119,1429	79,43	58 Blazicek, Johannes .
8	136	25,53	5,3271	113,9200	75,95	171 Gallenbach, Heinz
9	136	26,16	5,1988	111,1765	74,12	76 Ergler, Manfred .
10	128	24,78	5,1655	110,4640	73,64	113 Walter, Michael
11	120	23,31	5,1480	110,0908	73,39	169 Sperl, Markus .
12	132	26,10	5,0575	108,1547	72,10	32 Lehmann, Stephan .
13	142	28,40	5,0000	106,9257	71,28	33 Heinemann, Sascha .
14	130	27,74	4,6864	100,2187	66,81	19 Steudle, Markus .
15	124	27,36	4,5322	96,9209	64,61	16 Uecker, Ulrich
16	124	27,37	4,5305	96,8855	64,59	77 Heiss, Andreas .
17	134	30,67	4,3691	93,4336	62,29	66 Brecht, Matthias
18	120	27,89	4,3026	92,0121	61,34	49 Köllner, Rainer
19	116	27,58	4,2059	89,9447	59,96	128 Meyer, Werner
20	130	31,25	4,1600	88,9622	59,31	14 Kirchherr, Hartmut
21	115	27,73	4,1471	88,6870	59,12	34 Freitag, Andreas .
22	140	34,15	4,0996	87,6697	58,45	3 Lemke, Klaus
23	124	30,54	4,0602	86,8290	57,89	9 Boschert, Benedikt
24	134	33,01	4,0594	86,8103	57,87	20 Auerswald, Erik .
25	136	34,22	3,9743	84,9906	56,66	133 Pfitzenmaier, Jörg .
26	132	33,49	3,9415	84,2890	56,19	165 Biegner, Alexander .
27	132	34,22	3,8574	82,4909	54,99	110 Möbs, Stefan .
28	121	31,82	3,8026	81,3200	54,21	98 Gilcher, Patrick .
29	115	30,46	3,7754	80,7384	53,83	92 Schöffel, Sebastian .
30	124	32,87	3,7724	80,6741	53,78	141 Brecht, Uwe
31	109	28,94	3,7664	80,5453	53,70	153 Finselsberger, Jörg .
32	120	32,22	3,7244	79,6467	53,10	90 Sonnabend, Sven .
33	128	34,44	3,7166	79,4802	52,99	89 Grüßner, Sven .
34	132	35,58	3,7099	79,3378	52,89	112 Habicht, Stefan .
35	116	31,43	3,6907	78,9270	52,62	11 Ludes, Lars .
36	112	30,64	3,6554	78,1702	52,11	26 Lisi, Agrippino
37	121	33,12	3,6534	78,1281	52,09	166 Schöninger, Michael .
38	124	34,15	3,6310	77,6503	51,77	91 Theierl, Alexander .
39	111	30,70	3,6156	77,3208	51,55	107 Eichardt, Andreas
40	142	39,36	3,6077	77,1517	51,43	138 Klippel, Hagen
41	128	35,62	3,5935	76,8472	51,23	57 Bykhovski, Vadim .
42	130	36,22	3,5892	76,7550	51,17	52 Olschewski, Martin .
43	140	39,24	3,5678	76,2976	50,87	7 Popall, Rainer
44	126	36,08	3,4922	74,6820	49,79	30 Kuhn, Loni .
45	109	31,34	3,4780	74,3771	49,58	59 Oberle, Rolf
46	120	34,67	3,4612	74,0183	49,35	119 Fallert, Alfons

PRODUCTION -- Overall Stage Results

German Area 5 and 7 Regionals 2010

Printed September 26, 2010 at 16:17



Stage 3 -- Stand 3

	PTS	TIME	HIT FACTOR	STAGE POINTS	STAGE PERCENT	COMPETITOR # Name
47	142	41,65	3,4094	72,9097	48,61	158 Glaser, Helmut
48	100	29,52	3,3875	72,4429	48,30	85 Burkhart, Rita
49	138	41,71	3,3086	70,7540	47,17	75 Kolb, Wolfgang .
50	105	31,78	3,3040	70,6557	47,10	63 Bieda, Reiner
51	144	44,42	3,2418	69,3260	46,22	51 Bartell, Gerd .
52	102	31,75	3,2126	68,7019	45,80	79 Nölke, Thomas .
53	122	38,57	3,1631	67,6429	45,10	109 Schier, Hanno .
54	134	43,01	3,1156	66,6266	44,42	27 Lisi-Mager, Uta .
55	92	29,63	3,1050	66,4000	44,27	83 Bulling, Thomas
56	127	41,35	3,0713	65,6811	43,79	115 Wieland, Markus .
57	104	33,94	3,0642	65,5290	43,69	108 Kirsch, Patrik .
58	110	35,99	3,0564	65,3616	43,57	8 Koch, Viktor .
59	122	40,18	3,0363	64,9325	43,29	131 Kallsen, Dieter
60	144	48,46	2,9715	63,5464	42,36	167 Tilgner, Rainer
61	126	42,70	2,9508	63,1037	42,07	164 Mainka, Michael .
62	105	35,71	2,9404	62,8798	41,92	46 Ende, Wolfgang .
63	110	37,71	2,9170	62,3804	41,59	55 Kontorowski, Alexander .
64	130	45,35	2,8666	61,3025	40,87	80 Neumann, Kai .
65	115	42,49	2,7065	57,8793	38,59	5 Krüger, Jürgen .
66	65	24,12	2,6949	57,6299	38,42	132 Cübüs, Hakan .
67	117	43,44	2,6934	57,5981	38,40	72 Armbruster, Edgar .
68	105	39,15	2,6820	57,3548	38,24	43 Weihrich, Saskia .
69	86	33,55	2,5633	54,8173	36,54	78 Rienäcker, Ingo .
70	96	39,79	2,4127	51,5952	34,40	94 Schuldt, Roco .
71	135	56,11	2,4060	51,4524	34,30	130 Kallsen, Ulrike
72	81	34,93	2,3189	49,5905	33,06	143 Brecht, Thomas .
73	80	35,96	2,2247	47,5754	31,72	126 Fickinger, Thilo
74	85	40,44	2,1019	44,9490	29,97	172 Glaser, Wolfgang
75	79	41,32	1,9119	40,8864	27,26	84 Baier, Andreas .
76	98	54,59	1,7952	38,3906	25,59	129 Baage, Roland .
77	70	45,99	1,5221	32,5497	21,70	28 Ehlhardt, Manfred .
78	0	0,00	0,0000	0,0000	0,00	88 Reidenbach, Sandra .
79	0	0,00	0,0000	0,0000	0,00	144 Hoffmann, Hardy
80	0	0,00	0,0000	0,0000	0,00	103 Morasch, Marco
81	0	0,00	0,0000	0,0000	0,00	117 Friedrich, Franz .
82	0	0,00	0,0000	0,0000	0,00	105 Herfurth, Martin
83	0	0,00	0,0000	0,0000	0,00	6 Ullmann, Josef .
84	0	0,00	0,0000	0,0000	0,00	60 Strohmaier, Marco .

MODIFIED -- Overall Stage Results

German Area 5 and 7 Regionals 2010

Printed September 26, 2010 at 16:17



Stage 3 -- Stand 3

	PTS	TIME	HIT FACTOR	STAGE POINTS	STAGE PERCENT	COMPETITOR # Name
1	137	25,14	5,4495	150,0000	100,00	36 Wurster, Tilo .
2	124	31,38	3,9516	108,7689	72,51	44 von Streit, Dietrich .
3	0	0,00	0,0000	0,0000	0,00	139 Layher, Edgar .

REVOLVER (STANDARD) -- Overall Stage Results

German Area 5 and 7 Regionals 2010


Printed September 26, 2010 at 16:17



Stage 3 -- Stand 3

	PTS	TIME	HIT FACTOR	STAGE POINTS	STAGE PERCENT	COMPETITOR # Name
1	143	29,64	4,8246	150,0000	100,00	155 Stauch, Franz
2	137	30,10	4,5515	141,5101	94,34	154 Stauch, Freddy .
3	140	33,66	4,1592	129,3145	86,21	45 Wohlmuth, Markus
4	140	40,64	3,4449	107,1045	71,40	101 Wucherer, Hans .
5	136	40,84	3,3301	103,5349	69,02	120 Biedermann, Wolfgang
6	136	49,69	2,7370	85,0949	56,73	102 Wucherer, Henry .
7	135	49,52	2,7262	84,7591	56,51	53 Fuger, Christian .

OPEN -- Overall Stage Results
 German Area 5 and 7 Regionals 2010
 Printed September 26, 2010 at 16:17



Stage 4 -- Stand 4

	PTS	TIME	HIT FACTOR	STAGE POINTS	STAGE PERCENT	COMPETITOR # Name
1	39	5,20	7,5000	45,0000	100,00	38 Nothnagel, Nils
2	40	6,29	6,3593	38,1558	84,79	81 Borchardt, Dirk .
3	35	6,22	5,6270	33,7621	75,03	148 Pelzer, Simon .
4	34	7,20	4,7222	28,3333	62,96	73 Remek, Claudia
5	39	10,80	3,6111	21,6667	48,15	67 Volkmann, Heinz .
6	34	9,93	3,4240	20,5438	45,65	135 Theisen, Peter .
7	22	6,46	3,4056	20,4334	45,41	97 Jung, Simone .
8	39	11,61	3,3592	20,1550	44,79	118 Maier, Wolfgang .
9	42	12,51	3,3573	20,1439	44,76	64 Knappstein, Paul
10	34	10,36	3,2819	19,6911	43,76	25 Altmaier, Michael ,
11	21	6,41	3,2761	19,6568	43,68	127 Graf, Harry
12	41	13,58	3,0191	18,1149	40,26	145 Berlenbach, Karin
13	25	10,56	2,3674	14,2045	31,57	37 Wurster, Sabine
14	37	15,65	2,3642	14,1853	31,52	150 ZickgrafPeters, Juliane .
15	23	10,14	2,2682	13,6095	30,24	13 Schäfer, Patric .
16	19	9,03	2,1041	12,6246	28,05	142 Weber, Alwin
17	24	12,44	1,9293	11,5756	25,72	149 Peters, Andrej .
18	17	11,13	1,5274	9,1644	20,37	152 Wessely, Rene .
19	8	6,92	1,1561	6,9364	15,41	140 Loch, Marijan
20	11	11,76	0,9354	5,6122	12,47	162 Möller, Klaus .
21	0	0,00	0,0000	0,0000	0,00	69 Neff, Rolf
22	0	0,00	0,0000	0,0000	0,00	156 Leers, Oliver .
23	0	0,00	0,0000	0,0000	0,00	68 Scheper, Hubert
24	0	0,00	0,0000	0,0000	0,00	35 Gross, Michael .

STANDARD -- Overall Stage Results

German Area 5 and 7 Regionals 2010

Printed September 26, 2010 at 16:17



Stage 4 -- Stand 4

	PTS	TIME	HIT FACTOR	STAGE POINTS	STAGE PERCENT	COMPETITOR # Name
1	34	7,79	4,3646	45,0000	100,00	87 vanEssen, Olaf
2	37	8,70	4,2529	43,8484	97,44	29 Kuhn, Manfred
3	33	9,33	3,5370	36,4673	81,04	61 Denk, Matthias
4	37	11,07	3,3424	34,4608	76,58	157 Berlenbach, Oliver
5	41	12,78	3,2081	33,0768	73,50	86 Burkhart, Helmut
6	24	7,84	3,0612	31,5621	70,14	116 Jakob, Herbert .
7	39	12,81	3,0445	31,3897	69,75	22 Kraft, Herbert
8	28	9,49	2,9505	30,4203	67,60	146 Nagel, Dieter .
9	35	12,72	2,7516	28,3695	63,04	114 Pohlarz, Claudius
10	35	13,62	2,5698	26,4949	58,88	4 Krüger, Donald .
11	43	17,42	2,4684	25,4502	56,56	1 Faber, Michael
12	27	11,25	2,4000	24,7447	54,99	18 Gotic, Robert .
13	27	11,99	2,2519	23,2175	51,59	48 Schultheiss, Karl
14	37	16,46	2,2479	23,1762	51,50	41 Hesse, Michael .
15	31	13,87	2,2350	23,0439	51,21	137 Jungjohann, Kai .
16	35	15,92	2,1985	22,6671	50,37	170 Schroer, Axel .
17	27	12,42	2,1739	22,4137	49,81	40 Jakob, Frank .
18	36	16,82	2,1403	22,0672	49,04	31 Pentz, Helmut
19	31	14,62	2,1204	21,8618	48,58	122 Reiter, Norbert
20	27	13,12	2,0579	21,2178	47,15	168 Woll, Rigo .
21	43	20,99	2,0486	21,1216	46,94	123 Berberich, Holger .
22	29	14,17	2,0466	21,1008	46,89	93 Franz, Volker .
23	34	17,06	1,9930	20,5481	45,66	65 Ritter, Maximilian
24	35	18,76	1,8657	19,2356	42,75	159 Vilar, Rui
25	35	19,90	1,7588	18,1337	40,30	125 Saller, Curt
26	39	22,55	1,7295	17,8316	39,63	136 Aynacioglu, Sadik .
27	32	18,57	1,7232	17,7668	39,48	124 Hansi, Steffen .
28	18	11,27	1,5972	16,4672	36,59	160 Hase, Horst .
29	18	11,97	1,5038	15,5042	34,45	121 Zimmermann, Herbert .
30	20	13,52	1,4793	15,2519	33,89	96 Rothert, Marcus .
31	19	14,35	1,3240	13,6513	30,34	39 Lätsch, Harald .
32	21	16,01	1,3117	13,5238	30,05	56 Seeger, Eugen
33	22	19,35	1,1370	11,7223	26,05	10 Boschert, Franz
34	22	19,85	1,1083	11,4270	25,39	151 Kirchner, Stefan
35	12	12,50	0,9600	9,8979	22,00	99 Mohr, Uwe
36	21	23,62	0,8891	9,1666	20,37	163 Wiessner, Bernd
37	13	15,93	0,8161	8,4139	18,70	17 Schiller, Michael
38	5	6,30	0,7937	8,1828	18,18	147 Pelzer, Werner .
39	10	15,00	0,6667	6,8735	15,27	47 Bötzel, Rene .
40	10	15,85	0,6309	6,5049	14,46	15 Hügel, Harald -
41	12	20,78	0,5775	5,9540	13,23	134 Theisen, Jürgen .
42	16	29,41	0,5440	5,6091	12,46	95 Münch, Caroline .
43	0	0,00	0,0000	0,0000	0,00	104 Raeder, Tim Martin .
44	0	0,00	0,0000	0,0000	0,00	62 Wittmann, Horst
45	0	13,13	0,0000	0,0000	0,00	161 Hase, Dierk .
46	0	0,00	0,0000	0,0000	0,00	100 Monschau, Willi .

STANDARD -- Overall Stage Results

German Area 5 and 7 Regionals 2010

Printed September 26, 2010 at 16:17



Stage 4 -- Stand 4

	PTS	TIME	HIT FACTOR	STAGE POINTS	STAGE PERCENT	COMPETITOR # Name
47	0	0,00	0,0000	0,0000	0,00	71 Jürgens, Steffen .
48	0	18,50	0,0000	0,0000	0,00	23 Jeckel, Andreas .

PRODUCTION -- Overall Stage Results

German Area 5 and 7 Regionals 2010

Printed September 26, 2010 at 16:17



Stage 4 -- Stand 4

	PTS	TIME	HIT FACTOR	STAGE POINTS	STAGE PERCENT	COMPETITOR # Name
1	35	7,88	4,4416	45,0000	100,00	74 Lentz, Arne
2	39	9,22	4,2299	42,8553	95,23	108 Kirsch, Patrik .
3	33	8,07	4,0892	41,4296	92,07	70 Haben, Jörg .
4	31	7,77	3,9897	40,4214	89,83	12 Schmidt, Tino
5	24	7,31	3,2832	33,2632	73,92	54 Kummer, Patrick
6	31	9,82	3,1568	31,9831	71,07	113 Walter, Michael
7	31	10,03	3,0907	31,3135	69,59	50 Henn, Frank .
8	33	11,06	2,9837	30,2294	67,18	158 Glaser, Helmut
9	35	11,93	2,9338	29,7234	66,05	76 Ergler, Manfred .
10	35	12,00	2,9167	29,5500	65,67	90 Sonnabend, Sven .
11	27	9,48	2,8481	28,8553	64,12	111 Blank, Andreas .
12	29	10,49	2,7645	28,0087	62,24	128 Meyer, Werner
13	31	11,22	2,7629	27,9924	62,21	16 Uecker, Ulrich
14	39	14,49	2,6915	27,2689	60,60	85 Burkhart, Rita
15	26	9,74	2,6694	27,0449	60,10	32 Lehmann, Stephan .
16	39	15,39	2,5341	25,6742	57,05	20 Auerswald, Erik .
17	41	16,72	2,4522	24,8438	55,21	8 Koch, Viktor .
18	35	14,55	2,4055	24,3711	54,16	9 Boschert, Benedikt
19	35	15,67	2,2336	22,6292	50,29	94 Schuldt, Roco .
20	16	7,21	2,2191	22,4831	49,96	58 Blazicek, Johannes .
21	31	14,13	2,1939	22,2275	49,39	7 Popall, Rainer
22	27	12,36	2,1845	22,1318	49,18	59 Oberle, Rolf
23	27	12,45	2,1687	21,9718	48,83	110 Möbs, Stefan .
24	37	17,43	2,1228	21,5068	47,79	165 Biegner, Alexander .
25	25	12,27	2,0375	20,6427	45,87	49 Köllner, Rainer
26	25	12,31	2,0309	20,5756	45,72	126 Fickinger, Thilo
27	39	19,47	2,0031	20,2941	45,10	164 Mainka, Michael .
28	33	16,75	1,9701	19,9604	44,36	51 Bartell, Gerd .
29	33	17,20	1,9186	19,4382	43,20	78 Rienäcker, Ingo .
30	33	17,70	1,8644	18,8891	41,98	80 Neumann, Kai .
31	25	13,59	1,8396	18,6377	41,42	26 Lisi, Agrippino
32	26	15,22	1,7083	17,3073	38,46	79 Nölke, Thomas .
33	23	14,12	1,6289	16,5030	36,67	143 Brecht, Thomas .
34	14	8,67	1,6148	16,3599	36,36	169 Sperl, Markus .
35	31	19,59	1,5824	16,0324	35,63	138 Klippel, Hagen
36	31	19,74	1,5704	15,9106	35,36	131 Kallsen, Dieter
37	35	22,47	1,5576	15,7810	35,07	133 Pfitzenmaier, Jörg .
38	20	13,09	1,5279	15,4796	34,40	107 Eichardt, Andreas
39	22	14,67	1,4997	15,1937	33,76	19 Steudle, Markus .
40	26	18,86	1,3786	13,9670	31,04	130 Kallsen, Ulrike
41	24	17,72	1,3544	13,7220	30,49	89 Grüßner, Sven .
42	24	18,11	1,3252	13,4265	29,84	5 Krüger, Jürgen .
43	13	10,26	1,2671	12,8371	28,53	34 Freitag, Andreas .
44	20	15,89	1,2587	12,7520	28,34	84 Baier, Andreas .
45	33	26,72	1,2350	12,5126	27,81	63 Bieda, Reiner
46	18	14,97	1,2024	12,1821	27,07	166 Schöninger, Michael .

PRODUCTION -- Overall Stage Results

German Area 5 and 7 Regionals 2010

Printed September 26, 2010 at 16:17



Stage 4 -- Stand 4

	PTS	TIME	HIT FACTOR	STAGE POINTS	STAGE PERCENT	COMPETITOR # Name
47	23	19,46	1,1819	11,9745	26,61	129 Baage, Roland .
48	18	15,73	1,1443	11,5935	25,76	153 Finselsberger, Jörg .
49	18	15,84	1,1364	11,5130	25,58	115 Wieland, Markus .
50	16	14,37	1,1134	11,2806	25,07	66 Brecht, Matthias
51	16	14,76	1,0840	10,9826	24,41	55 Kontorowski, Alexander .
52	14	13,01	1,0761	10,9024	24,23	132 Cümbüs, Hakan .
53	16	15,28	1,0471	10,6088	23,58	27 Lisi-Mager, Uta .
54	20	19,39	1,0315	10,4502	23,22	172 Glaser, Wolfgang
55	18	17,73	1,0152	10,2857	22,86	171 Gallenbach, Heinz
56	14	14,55	0,9622	9,7485	21,66	57 Bykhovski, Vadim .
57	20	22,06	0,9066	9,1853	20,41	167 Tilgner, Rainer
58	20	22,62	0,8842	8,9579	19,91	28 Ehlhardt, Manfred .
59	12	14,38	0,8345	8,4546	18,79	46 Ende, Wolfgang .
60	14	19,80	0,7071	7,1636	15,92	98 Gilcher, Patrick .
61	10	14,79	0,6761	6,8502	15,22	92 Schöffel, Sebastian .
62	11	17,85	0,6162	6,2435	13,87	43 Weihrich, Saskia .
63	5	13,72	0,3644	3,6922	8,20	14 Kirchherr, Hartmut
64	5	13,73	0,3642	3,6895	8,20	109 Schier, Hanno .
65	5	16,42	0,3045	3,0851	6,86	75 Kolb, Wolfgang .
66	5	19,35	0,2584	2,6179	5,82	119 Fallert, Alfons
67	7	32,75	0,2137	2,1655	4,81	72 Armbruster, Edgar .
68	3	16,48	0,1820	1,8443	4,10	112 Habicht, Stefan .
69	1	11,80	0,0847	0,8586	1,91	77 Heiss, Andreas .
70	1	12,57	0,0796	0,8060	1,79	3 Lemke, Klaus
71	1	23,40	0,0427	0,4330	0,96	11 Ludes, Lars .
72	0	0,00	0,0000	0,0000	0,00	105 Herfurth, Martin
73	0	13,02	0,0000	0,0000	0,00	91 Theierl, Alexander .
74	0	0,00	0,0000	0,0000	0,00	117 Friedrich, Franz .
75	0	0,00	0,0000	0,0000	0,00	103 Morasch, Marco
76	0	0,00	0,0000	0,0000	0,00	88 Reidenbach, Sandra .
77	0	0,00	0,0000	0,0000	0,00	60 Strohmaier, Marco .
78	0	0,00	0,0000	0,0000	0,00	144 Hoffmann, Hardy
79	0	0,00	0,0000	0,0000	0,00	6 Ullmann, Josef .
80	0	17,43	0,0000	0,0000	0,00	30 Kuhn, Loni .
81	0	13,61	0,0000	0,0000	0,00	83 Bulling, Thomas
82	0	9,24	0,0000	0,0000	0,00	33 Heinemann, Sascha .
83	0	13,41	0,0000	0,0000	0,00	52 Olschewski, Martin .
84	0	12,34	0,0000	0,0000	0,00	141 Brecht, Uwe

MODIFIED -- Overall Stage Results

German Area 5 and 7 Regionals 2010

Printed September 26, 2010 at 16:17



Stage 4 -- Stand 4

	PTS	TIME	HIT FACTOR	STAGE POINTS	STAGE PERCENT	COMPETITOR # Name
1	33	13,42	2,4590	45,0000	100,00	44 von Streit, Dietrich .
2	17	10,37	1,6393	30,0000	66,67	36 Wurster, Tilo .
3	0	0,00	0,0000	0,0000	0,00	139 Layher, Edgar .

REVOLVER (STANDARD) -- Overall Stage Results

German Area 5 and 7 Regionals 2010

Printed September 26, 2010 at 16:17



Stage 4 -- Stand 4

	PTS	TIME	HIT FACTOR	STAGE POINTS	STAGE PERCENT	COMPETITOR # Name
1	24	15,95	1,5047	45,0000	100,00	155 Stauch, Franz
2	24	16,65	1,4414	43,1081	95,80	120 Biedermann, Wolfgang
3	15	11,34	1,3228	39,5585	87,91	45 Wohlmuth, Markus
4	21	17,90	1,1732	35,0855	77,97	154 Stauch, Freddy .
5	20	18,14	1,1025	32,9727	73,27	53 Fuger, Christian .
6	37	34,88	1,0608	31,7239	70,50	102 Wucherer, Henry .
7	8	15,18	0,5270	15,7609	35,02	101 Wucherer, Hans .

OPEN -- Overall Stage Results
 German Area 5 and 7 Regionals 2010
 Printed September 26, 2010 at 16:17



Stage 5 -- Stand 5

	PTS	TIME	HIT FACTOR	STAGE POINTS	STAGE PERCENT	COMPETITOR # Name
1	130	14,05	9,2527	135,0000	100,00	38 Nothnagel, Nils
2	134	16,31	8,2158	119,8719	88,79	73 Remek, Claudia
3	128	16,92	7,5650	110,3764	81,76	127 Graf, Harry
4	113	15,16	7,4538	108,7542	80,56	140 Loch, Marijan
5	132	18,34	7,1974	105,0126	77,79	81 Borchardt, Dirk .
6	108	15,26	7,0773	103,2609	76,49	148 Pelzer, Simon .
7	129	20,83	6,1930	90,3581	66,93	162 Möller, Klaus .
8	134	22,21	6,0333	88,0284	65,21	37 Wurster, Sabine
9	130	21,83	5,9551	86,8873	64,36	152 Wessely, Rene .
10	127	21,76	5,8364	85,1553	63,08	142 Weber, Alwin
11	118	20,60	5,7282	83,5760	61,91	118 Maier, Wolfgang .
12	131	22,87	5,7280	83,5741	61,91	97 Jung, Simone .
13	134	25,29	5,2985	77,3077	57,26	135 Theisen, Peter .
14	134	26,78	5,0037	73,0064	54,08	25 Altmaier, Michael ,
15	116	25,11	4,6197	67,4028	49,93	149 Peters, Andrej .
16	134	29,44	4,5516	66,4100	49,19	64 Knappstein, Paul
17	135	34,77	3,8827	56,6495	41,96	67 Volkmann, Heinz .
18	133	34,82	3,8196	55,7301	41,28	145 Berlenbach, Karin
19	130	36,09	3,6021	52,5561	38,93	150 ZickgrafPeters, Juliane .
20	133	48,84	2,7232	39,7322	29,43	13 Schäfer, Patric .
21	0	0,00	0,0000	0,0000	0,00	35 Gross, Michael .
22	0	0,00	0,0000	0,0000	0,00	69 Neff, Rolf
23	0	0,00	0,0000	0,0000	0,00	68 Scheper, Hubert
24	0	0,00	0,0000	0,0000	0,00	156 Leers, Oliver .

STANDARD -- Overall Stage Results

German Area 5 and 7 Regionals 2010

Printed September 26, 2010 at 16:17




Stage 5 -- Stand 5

	PTS	TIME	HIT FACTOR	STAGE POINTS	STAGE PERCENT	COMPETITOR # Name
1	131	22,35	5,8613	135,0000	100,00	87 vanEssen, Olaf
2	131	22,91	5,7180	131,7001	97,56	40 Jakob, Frank .
3	132	23,54	5,6075	129,1539	95,67	22 Kraft, Herbert
4	127	22,91	5,5434	127,6787	94,58	116 Jakob, Herbert .
5	121	22,04	5,4900	126,4485	93,67	18 Gotic, Robert .
6	117	21,38	5,4724	126,0428	93,37	61 Denk, Matthias
7	127	26,63	4,7691	109,8430	81,37	96 Rothert, Marcus .
8	130	27,82	4,6729	107,6282	79,72	157 Berlenbach, Oliver
9	129	28,04	4,6006	105,9624	78,49	168 Woll, Rigo .
10	132	28,74	4,5929	105,7857	78,36	99 Mohr, Uwe
11	131	28,58	4,5836	105,5721	78,20	1 Faber, Michael
12	128	28,14	4,5487	104,7673	77,61	86 Burkhardt, Helmut
13	106	23,35	4,5396	104,5584	77,45	147 Pelzer, Werner .
14	135	30,03	4,4955	103,5424	76,70	146 Nagel, Dieter .
15	117	26,30	4,4487	102,4637	75,90	114 Pohlartz, Claudius
16	132	29,87	4,4191	101,7838	75,40	39 Lätsch, Harald .
17	129	29,66	4,3493	100,1748	74,20	56 Seeger, Eugen
18	133	31,53	4,2182	97,1556	71,97	47 Bötzel, Rene .
19	127	31,17	4,0744	93,8441	69,51	10 Boschert, Franz
20	131	32,50	4,0308	92,8385	68,77	160 Hase, Horst .
21	129	33,78	3,8188	87,9569	65,15	48 Schultheiss, Karl
22	131	35,86	3,6531	84,1397	62,33	134 Theisen, Jürgen .
23	133	36,72	3,6220	83,4236	61,80	65 Ritter, Maximilian
24	131	36,52	3,5871	82,6191	61,20	125 Saller, Curt
25	134	41,08	3,2619	75,1302	55,65	15 Hügel, Harald -
26	135	43,79	3,0829	71,0066	52,60	123 Berberich, Holger .
27	127	41,20	3,0825	70,9981	52,59	122 Reiter, Norbert
28	131	42,51	3,0816	70,9774	52,58	41 Hesse, Michael .
29	129	41,95	3,0751	70,8268	52,46	136 Aynacioglu, Sadik .
30	118	38,90	3,0334	69,8671	51,75	161 Hase, Dierk .
31	134	44,70	2,9978	69,0458	51,15	31 Pentz, Helmut
32	132	45,72	2,8871	66,4979	49,26	17 Schiller, Michael
33	112	39,43	2,8405	65,4231	48,46	170 Schroer, Axel .
34	121	44,67	2,7088	62,3892	46,21	151 Kirchner, Stefan
35	127	47,18	2,6918	61,9992	45,93	4 Krüger, Donald .
36	73	29,60	2,4662	56,8030	42,08	29 Kuhn, Manfred
37	112	45,64	2,4540	56,5213	41,87	137 Jungjohann, Kai .
38	131	59,69	2,1947	50,5487	37,44	159 Vilar, Rui
39	95	47,20	2,0127	46,3577	34,34	93 Franz, Volker .
40	93	46,93	1,9817	45,6428	33,81	121 Zimmermann, Herbert .
41	132	72,38	1,8237	42,0045	31,11	124 Hansi, Steffen .
42	123	85,27	1,4425	33,2238	24,61	95 Münch, Caroline .
43	116	101,23	1,1459	26,3930	19,55	163 Wiessner, Bernd
44	76	83,72	0,9078	20,9086	15,49	23 Jeckel, Andreas .
45	0	0,00	0,0000	0,0000	0,00	100 Monschau, Willi .
46	0	0,00	0,0000	0,0000	0,00	62 Wittmann, Horst

STANDARD -- Overall Stage Results

German Area 5 and 7 Regionals 2010

Printed September 26, 2010 at 16:17



Stage 5 -- Stand 5

	PTS	TIME	HIT FACTOR	STAGE POINTS	STAGE PERCENT	COMPETITOR # Name
47	0	0,00	0,0000	0,0000	0,00	71 Jürgens, Steffen .
48	0	0,00	0,0000	0,0000	0,00	104 Raeder, Tim Martin .

PRODUCTION -- Overall Stage Results

German Area 5 and 7 Regionals 2010

Printed September 26, 2010 at 16:17



Stage 5 -- Stand 5

	PTS	TIME	HIT FACTOR	STAGE POINTS	STAGE PERCENT	COMPETITOR # Name
1	127	18,56	6,8427	135,0000	100,00	12 Schmidt, Tino
2	135	20,19	6,6865	131,9184	97,72	111 Blank, Andreas .
3	133	20,04	6,6367	130,9369	96,99	74 Lentz, Arne
4	131	20,34	6,4405	127,0657	94,12	50 Henn, Frank .
5	116	18,59	6,2399	123,1081	91,19	54 Kummer, Patrick
6	129	21,55	5,9861	118,1002	87,48	108 Kirsch, Patrik .
7	131	22,84	5,7356	113,1575	83,82	76 Ergler, Manfred .
8	131	23,37	5,6055	110,5912	81,92	58 Blazicek, Johannes .
9	133	23,95	5,5532	109,5605	81,16	32 Lehmann, Stephan .
10	123	24,09	5,1059	100,7341	74,62	171 Gallenbach, Heinz
11	133	26,57	5,0056	98,7570	73,15	33 Heinemann, Sascha .
12	129	26,47	4,8734	96,1488	71,22	128 Meyer, Werner
13	127	27,06	4,6933	92,5942	68,59	16 Uecker, Ulrich
14	127	27,26	4,6588	91,9149	68,09	113 Walter, Michael
15	133	28,70	4,6341	91,4277	67,72	90 Sonnabend, Sven .
16	118	25,79	4,5754	90,2690	66,87	19 Steudle, Markus .
17	112	25,41	4,4077	86,9604	64,42	9 Boschert, Benedikt
18	123	28,04	4,3866	86,5436	64,11	34 Freitag, Andreas .
19	129	29,48	4,3758	86,3317	63,95	70 Haben, Jörg .
20	131	29,94	4,3754	86,3232	63,94	66 Brecht, Matthias
21	131	30,24	4,3320	85,4668	63,31	20 Auerswald, Erik .
22	123	28,88	4,2590	84,0264	62,24	77 Heiss, Andreas .
23	125	29,40	4,2517	83,8824	62,14	83 Bulling, Thomas
24	133	31,35	4,2424	83,6993	62,00	3 Lemke, Klaus
25	125	29,50	4,2373	83,5980	61,92	166 Schöninger, Michael .
26	123	29,87	4,1178	81,2415	60,18	49 Köllner, Rainer
27	135	33,00	4,0909	80,7101	59,79	89 Grüßner, Sven .
28	117	29,31	3,9918	78,7550	58,34	169 Sperl, Markus .
29	127	32,26	3,9368	77,6689	57,53	141 Brecht, Uwe
30	125	32,14	3,8892	76,7312	56,84	14 Kirchherr, Hartmut
31	125	32,80	3,8110	75,1872	55,69	119 Fallert, Alfons
32	127	33,72	3,7663	74,3060	55,04	46 Ende, Wolfgang .
33	118	31,37	3,7616	74,2122	54,97	133 Pfitzenmaier, Jörg .
34	115	31,39	3,6636	72,2794	53,54	126 Fickinger, Thilo
35	119	32,62	3,6481	71,9732	53,31	59 Oberle, Rolf
36	127	35,35	3,5926	70,8798	52,50	92 Schöffel, Sebastian .
37	127	35,60	3,5674	70,3820	52,13	26 Lisi, Agrippino
38	129	36,35	3,5488	70,0154	51,86	107 Eichardt, Andreas
39	129	37,02	3,4846	68,7482	50,92	94 Schuldt, Roco .
40	127	36,46	3,4833	68,7219	50,91	98 Gilcher, Patrick .
41	125	36,65	3,4106	67,2890	49,84	30 Kuhn, Loni .
42	131	38,71	3,3841	66,7661	49,46	131 Kallsen, Dieter
43	133	40,09	3,3175	65,4521	48,48	138 Klippel, Hagen
44	127	38,54	3,2953	65,0130	48,16	52 Olschewski, Martin .
45	125	39,61	3,1558	62,2606	46,12	143 Brecht, Thomas .
46	118	37,42	3,1534	62,2137	46,08	55 Kontorowski, Alexander .

PRODUCTION -- Overall Stage Results

German Area 5 and 7 Regionals 2010

Printed September 26, 2010 at 16:17



Stage 5 -- Stand 5

	PTS	TIME	HIT FACTOR	STAGE POINTS	STAGE PERCENT	COMPETITOR # Name
47	129	41,09	3,1395	61,9386	45,88	8 Koch, Viktor .
48	135	43,34	3,1149	61,4544	45,52	130 Kallsen, Ulrike
49	116	37,79	3,0696	60,5605	44,86	11 Ludes, Lars .
50	127	41,74	3,0426	60,0288	44,47	7 Popall, Rainer
51	119	39,50	3,0127	59,4371	44,03	28 Ehlhardt, Manfred .
52	114	38,00	3,0000	59,1874	43,84	85 Burkhart, Rita
53	125	42,55	2,9377	57,9587	42,93	27 Lisi-Mager, Uta .
54	110	37,95	2,8986	57,1859	42,36	165 Biegner, Alexander .
55	127	43,82	2,8982	57,1794	42,36	164 Mainka, Michael .
56	123	42,44	2,8982	57,1792	42,35	79 Nölke, Thomas .
57	121	42,46	2,8497	56,2229	41,65	57 Bykhovski, Vadim .
58	85	29,89	2,8438	56,1049	41,56	158 Glaser, Helmut
59	133	47,31	2,8112	55,4634	41,08	115 Wieland, Markus .
60	116	41,68	2,7831	54,9083	40,67	5 Krüger, Jürgen .
61	123	44,25	2,7797	54,8403	40,62	63 Bieda, Reiner
62	108	39,19	2,7558	54,3696	40,27	132 Cümbüs, Hakan .
63	125	45,51	2,7466	54,1890	40,14	43 Weihrich, Saskia .
64	106	38,64	2,7433	54,1224	40,09	91 Theierl, Alexander .
65	133	51,07	2,6043	51,3800	38,06	51 Bartell, Gerd .
66	129	50,40	2,5595	50,4972	37,41	84 Baier, Andreas .
67	123	50,69	2,4265	47,8730	35,46	109 Schier, Hanno .
68	110	45,58	2,4133	47,6131	35,27	80 Neumann, Kai .
69	119	54,67	2,1767	42,9443	31,81	153 Finselsberger, Jörg .
70	121	57,60	2,1007	41,4449	30,70	129 Baage, Roland .
71	123	59,30	2,0742	40,9221	30,31	112 Habicht, Stefan .
72	131	63,18	2,0734	40,9072	30,30	75 Kolb, Wolfgang .
73	104	51,20	2,0313	40,0748	29,69	172 Glaser, Wolfgang
74	120	59,51	2,0165	39,7832	29,47	167 Tilgner, Rainer
75	78	41,65	1,8727	36,9477	27,37	78 Rienäcker, Ingo .
76	101	55,77	1,8110	35,7297	26,47	110 Möbs, Stefan .
77	129	94,59	1,3638	26,9062	19,93	72 Armbruster, Edgar .
78	0	0,00	0,0000	0,0000	0,00	103 Morasch, Marco
79	0	0,00	0,0000	0,0000	0,00	6 Ullmann, Josef .
80	0	0,00	0,0000	0,0000	0,00	88 Reidenbach, Sandra .
81	0	0,00	0,0000	0,0000	0,00	144 Hoffmann, Hardy
82	0	0,00	0,0000	0,0000	0,00	105 Herfurth, Martin
83	0	0,00	0,0000	0,0000	0,00	117 Friedrich, Franz .
84	0	0,00	0,0000	0,0000	0,00	60 Strohmaier, Marco .

MODIFIED -- Overall Stage Results

German Area 5 and 7 Regionals 2010

Printed September 26, 2010 at 16:17



Stage 5 -- Stand 5

	PTS	TIME	HIT FACTOR	STAGE POINTS	STAGE PERCENT	COMPETITOR # Name
1	133	24,69	5,3868	135,0000	100,00	44 von Streit, Dietrich .
2	132	25,33	5,2112	130,5996	96,74	36 Wurster, Tilo .
3	0	0,00	0,0000	0,0000	0,00	139 Layher, Edgar .

REVOLVER (STANDARD) -- Overall Stage Results

German Area 5 and 7 Regionals 2010


Printed September 26, 2010 at 16:17



Stage 5 -- Stand 5

	PTS	TIME	HIT FACTOR	STAGE POINTS	STAGE PERCENT	COMPETITOR # Name
1	135	32,90	4,1033	135,0000	100,00	155 Stauch, Franz
2	133	37,33	3,5628	117,2167	86,83	45 Wohlmuth, Markus
3	130	41,52	3,1310	103,0106	76,30	101 Wucherer, Hans .
4	131	42,18	3,1057	102,1787	75,69	154 Stauch, Freddy .
5	133	51,98	2,5587	84,1805	62,36	53 Fuger, Christian .
6	133	56,84	2,3399	76,9828	57,02	102 Wucherer, Henry .
7	126	65,01	1,9382	63,7656	47,23	120 Biedermann, Wolfgang

OPEN -- Overall Stage Results
 German Area 5 and 7 Regionals 2010
 Printed September 26, 2010 at 16:17



Stage 6 -- Stand 6

	PTS	TIME	HIT FACTOR	STAGE POINTS	STAGE PERCENT	COMPETITOR # Name
1	69	10,64	6,4850	70,0000	100,00	127 Graf, Harry
2	68	11,19	6,0769	65,5948	93,71	148 Pelzer, Simon .
3	64	10,83	5,9095	63,7885	91,13	81 Borchardt, Dirk .
4	64	11,32	5,6537	61,0273	87,18	152 Wessely, Rene .
5	64	11,41	5,6091	60,5459	86,49	140 Loch, Marijan
6	62	11,36	5,4577	58,9120	84,16	38 Nothnagel, Nils
7	68	13,44	5,0595	54,6135	78,02	118 Maier, Wolfgang .
8	67	13,51	4,9593	53,5316	76,47	73 Remek, Claudia
9	60	13,32	4,5045	48,6225	69,46	162 Möller, Klaus .
10	64	14,61	4,3806	47,2847	67,55	135 Theisen, Peter .
11	68	15,84	4,2929	46,3387	66,20	142 Weber, Alwin
12	54	12,61	4,2823	46,2242	66,03	37 Wurster, Sabine
13	68	16,52	4,1162	44,4313	63,47	64 Knapstein, Paul
14	50	12,75	3,9216	42,3302	60,47	97 Jung, Simone .
15	68	17,60	3,8636	41,7049	59,58	149 Peters, Andrej .
16	64	19,05	3,3596	36,2640	51,81	150 ZickgrafPeters, Juliane .
17	69	22,19	3,1095	33,5647	47,95	145 Berlenbach, Karin
18	35	11,96	2,9264	31,5884	45,13	13 Schäfer, Patric .
19	54	21,19	2,5484	27,5076	39,30	25 Altmaier, Michael ,
20	62	24,94	2,4860	26,8340	38,33	67 Volkmann, Heinz .
21	0	0,00	0,0000	0,0000	0,00	35 Gross, Michael .
22	0	0,00	0,0000	0,0000	0,00	156 Leers, Oliver .
23	0	0,00	0,0000	0,0000	0,00	69 Neff, Rolf
24	0	0,00	0,0000	0,0000	0,00	68 Scheper, Hubert

STANDARD -- Overall Stage Results

German Area 5 and 7 Regionals 2010

Printed September 26, 2010 at 16:17



Stage 6 -- Stand 6

	PTS	TIME	HIT FACTOR	STAGE POINTS	STAGE PERCENT	COMPETITOR # Name
1	65	11,84	5,4899	70,0000	100,00	116 Jakob, Herbert .
2	69	13,51	5,1073	65,1224	93,03	61 Denk, Matthias
3	68	15,10	4,5033	57,4207	82,03	157 Berlenbach, Oliver
4	68	15,43	4,4070	56,1926	80,28	22 Kraft, Herbert
5	64	14,96	4,2781	54,5487	77,93	40 Jakob, Frank .
6	62	14,51	4,2729	54,4830	77,83	147 Pelzer, Werner .
7	66	15,67	4,2119	53,7046	76,72	146 Nagel, Dieter .
8	68	16,17	4,2053	53,6210	76,60	168 Woll, Rigo .
9	55	13,25	4,1509	52,9277	75,61	87 vanEssen, Olaf
10	69	16,68	4,1367	52,7460	75,35	47 Bötzel, Rene .
11	53	13,04	4,0644	51,8244	74,03	18 Gotic, Robert .
12	64	16,67	3,8392	48,9532	69,93	86 Burkhart, Helmut
13	60	16,51	3,6342	46,3383	66,20	121 Zimmermann, Herbert .
14	70	19,84	3,5282	44,9876	64,27	65 Ritter, Maximilian
15	67	19,14	3,5005	44,6344	63,76	136 Aynacioglu, Sadik .
16	68	19,59	3,4712	44,2599	63,23	125 Saller, Curt
17	64	18,53	3,4539	44,0394	62,91	160 Hase, Horst .
18	70	20,55	3,4063	43,4333	62,05	39 Lätsch, Harald .
19	69	20,28	3,4024	43,3828	61,98	15 Hügel, Harald -
20	67	19,89	3,3685	42,9513	61,36	134 Theisen, Jürgen .
21	64	19,04	3,3613	42,8597	61,23	96 Rothert, Marcus .
22	49	15,25	3,2131	40,9697	58,53	56 Seeger, Eugen
23	67	21,00	3,1905	40,6810	58,12	31 Pentz, Helmut
24	60	19,15	3,1332	39,9502	57,07	48 Schultheiss, Karl
25	64	20,89	3,0637	39,0641	55,81	161 Hase, Dierk .
26	51	17,84	2,8587	36,4512	52,07	99 Mohr, Uwe
27	38	13,78	2,7576	35,1618	50,23	29 Kuhn, Manfred
28	70	25,57	2,7376	34,9063	49,87	123 Berberich, Holger .
29	50	19,60	2,5510	32,5275	46,47	170 Schroer, Axel .
30	62	24,93	2,4870	31,7107	45,30	151 Kirchner, Stefan
31	47	19,35	2,4289	30,9709	44,24	122 Reiter, Norbert
32	51	22,52	2,2647	28,8761	41,25	41 Hesse, Michael .
33	60	28,31	2,1194	27,0239	38,61	4 Krüger, Donald .
34	68	32,65	2,0827	26,5560	37,94	1 Faber, Michael
35	39	18,73	2,0822	26,5499	37,93	10 Boschert, Franz
36	65	32,67	1,9896	25,3688	36,24	124 Hansi, Steffen .
37	35	19,44	1,8004	22,9566	32,80	17 Schiller, Michael
38	62	35,07	1,7679	22,5420	32,20	114 Pohlarz, Claudius
39	36	21,35	1,6862	21,5001	30,71	137 Jungjohann, Kai .
40	46	28,98	1,5873	20,2393	28,91	163 Wiessner, Bernd
41	56	35,47	1,5788	20,1309	28,76	159 Vilar, Rui
42	39	29,09	1,3407	17,0945	24,42	95 Münch, Caroline .
43	45	44,11	1,0202	13,0080	18,58	23 Jeckel, Andreas .
44	17	23,86	0,7125	9,0848	12,98	93 Franz, Volker .
45	0	0,00	0,0000	0,0000	0,00	62 Wittmann, Horst
46	0	0,00	0,0000	0,0000	0,00	104 Raeder, Tim Martin .

STANDARD -- Overall Stage Results

German Area 5 and 7 Regionals 2010

Printed September 26, 2010 at 16:17



Stage 6 -- Stand 6

	PTS	TIME	HIT FACTOR	STAGE POINTS	STAGE PERCENT	COMPETITOR # Name
47	0	0,00	0,0000	0,0000	0,00	100 Monschau, Willi .
48	0	0,00	0,0000	0,0000	0,00	71 Jürgens, Steffen .

PRODUCTION -- Overall Stage Results

German Area 5 and 7 Regionals 2010

Printed September 26, 2010 at 16:17



Stage 6 -- Stand 6

	PTS	TIME	HIT FACTOR	STAGE POINTS	STAGE PERCENT	COMPETITOR # Name
1	68	11,86	5,7336	70,0000	100,00	74 Lentz, Arne
2	70	12,28	5,7003	69,5943	99,42	32 Lehmann, Stephan .
3	64	12,08	5,2980	64,6825	92,40	12 Schmidt, Tino
4	62	12,00	5,1667	63,0789	90,11	50 Henn, Frank .
5	56	11,19	5,0045	61,0987	87,28	54 Kummer, Patrick
6	64	13,14	4,8706	59,4646	84,95	58 Blazicek, Johannes .
7	62	12,80	4,8438	59,1365	84,48	70 Haben, Jörg .
8	70	15,34	4,5632	55,7117	79,59	111 Blank, Andreas .
9	68	14,95	4,5485	55,5318	79,33	113 Walter, Michael
10	64	14,50	4,4138	53,8872	76,98	76 Ergler, Manfred .
11	62	15,16	4,0897	49,9305	71,33	33 Heinemann, Sascha .
12	68	16,67	4,0792	49,8020	71,15	132 Cümbüs, Hakan .
13	64	15,80	4,0506	49,4535	70,65	16 Uecker, Ulrich
14	66	16,61	3,9735	48,5119	69,30	141 Brecht, Uwe
15	70	18,63	3,7574	45,8732	65,53	66 Brecht, Matthias
16	66	17,91	3,6851	44,9906	64,27	19 Steudle, Markus .
17	66	18,01	3,6646	44,7408	63,92	14 Kirchherr, Hartmut
18	64	17,52	3,6530	44,5984	63,71	133 Pfitzenmaier, Jörg .
19	58	15,88	3,6524	44,5914	63,70	77 Heiss, Andreas .
20	66	18,10	3,6464	44,5184	63,60	30 Kuhn, Loni .
21	68	18,74	3,6286	44,3010	63,29	119 Fallert, Alfons
22	66	18,35	3,5967	43,9118	62,73	91 Theierl, Alexander .
23	64	18,30	3,4973	42,6975	61,00	49 Köllner, Rainer
24	68	19,73	3,4465	42,0781	60,11	158 Glaser, Helmut
25	62	18,00	3,4444	42,0526	60,08	26 Lisi, Agrippino
26	68	20,02	3,3966	41,4685	59,24	3 Lemke, Klaus
27	64	19,15	3,3420	40,8023	58,29	8 Koch, Viktor .
28	56	16,89	3,3156	40,4792	57,83	128 Meyer, Werner
29	47	14,18	3,3145	40,4665	57,81	9 Boschert, Benedikt
30	62	19,32	3,2091	39,1795	55,97	79 Nölke, Thomas .
31	51	16,16	3,1559	38,5303	55,04	92 Schöffel, Sebastian .
32	70	22,22	3,1503	38,4616	54,95	131 Kallsen, Dieter
33	66	21,05	3,1354	38,2794	54,68	59 Oberle, Rolf
34	52	16,93	3,0715	37,4990	53,57	171 Gallenbach, Heinz
35	68	22,65	3,0022	36,6534	52,36	27 Lisi-Mager, Uta .
36	68	22,74	2,9903	36,5084	52,15	46 Ende, Wolfgang .
37	66	22,34	2,9543	36,0690	51,53	5 Krüger, Jürgen .
38	47	15,93	2,9504	36,0210	51,46	90 Sonnabend, Sven .
39	64	22,24	2,8777	35,1333	50,19	55 Kontorowski, Alexander .
40	55	19,33	2,8453	34,7380	49,63	85 Burkhart, Rita
41	49	17,32	2,8291	34,5400	49,34	110 Möbs, Stefan .
42	64	22,73	2,8157	34,3759	49,11	78 Rienacker, Ingo .
43	53	18,86	2,8102	34,3090	49,01	52 Olschewski, Martin .
44	68	24,21	2,8088	34,2916	48,99	130 Kallsen, Ulrike
45	60	22,39	2,6798	32,7168	46,74	107 Eichardt, Andreas
46	45	16,80	2,6786	32,7022	46,72	166 Schöninger, Michael .

PRODUCTION -- Overall Stage Results

German Area 5 and 7 Regionals 2010

Printed September 26, 2010 at 16:17



Stage 6 -- Stand 6

	PTS	TIME	HIT FACTOR	STAGE POINTS	STAGE PERCENT	COMPETITOR # Name
47	60	22,48	2,6690	32,5858	46,55	80 Neumann, Kai .
48	64	25,18	2,5417	31,0312	44,33	109 Schier, Hanno .
49	60	23,66	2,5359	30,9607	44,23	11 Ludes, Lars .
50	62	24,47	2,5337	30,9337	44,19	138 Klippel, Hagen
51	64	25,79	2,4816	30,2972	43,28	20 Auerswald, Erik .
52	48	19,51	2,4603	30,0371	42,91	165 Biegner, Alexander .
53	70	29,69	2,3577	28,7847	41,12	89 Grüßner, Sven .
54	56	23,85	2,3480	28,6664	40,95	112 Habicht, Stefan .
55	32	13,63	2,3478	28,6634	40,95	108 Kirsch, Patrik .
56	49	21,10	2,3223	28,3522	40,50	115 Wieland, Markus .
57	47	20,34	2,3107	28,2111	40,30	57 Bykhovski, Vadim .
58	35	16,02	2,1848	26,6735	38,10	169 Sperl, Markus .
59	43	19,92	2,1586	26,3544	37,65	153 Finselsberger, Jörg .
60	45	21,29	2,1137	25,8054	36,86	34 Freitag, Andreas .
61	60	28,49	2,1060	25,7118	36,73	51 Bartell, Gerd .
62	47	22,62	2,0778	25,3676	36,24	7 Popall, Rainer
63	47	22,92	2,0506	25,0355	35,77	172 Glaser, Wolfgang
64	62	31,73	1,9540	23,8559	34,08	84 Baier, Andreas .
65	64	33,59	1,9053	23,2618	33,23	75 Kolb, Wolfgang .
66	47	24,85	1,8913	23,0911	32,99	94 Schuldt, Roco .
67	49	26,63	1,8400	22,4646	32,09	28 Ehlhardt, Manfred .
68	43	25,31	1,6989	20,7420	29,63	43 Weihrich, Saskia .
69	30	18,00	1,6667	20,3480	29,07	164 Mainka, Michael .
70	40	25,03	1,5981	19,5107	27,87	72 Armbruster, Edgar .
71	36	27,71	1,2992	15,8613	22,66	167 Tilgner, Rainer
72	21	16,96	1,2382	15,1171	21,60	83 Bulling, Thomas
73	41	36,15	1,1342	13,8468	19,78	129 Baage, Roland .
74	21	19,55	1,0742	13,1143	18,73	98 Gilcher, Patrick .
75	32	34,44	0,9292	11,3439	16,21	126 Fickinger, Thilo
76	19	23,06	0,8239	10,0593	14,37	63 Bieda, Reiner
77	17	22,53	0,7545	9,2122	13,16	143 Brecht, Thomas .
78	0	0,00	0,0000	0,0000	0,00	88 Reidenbach, Sandra .
79	0	0,00	0,0000	0,0000	0,00	105 Herfurth, Martin
80	0	0,00	0,0000	0,0000	0,00	60 Strohmaier, Marco .
81	0	0,00	0,0000	0,0000	0,00	103 Morasch, Marco
82	0	0,00	0,0000	0,0000	0,00	117 Friedrich, Franz .
83	0	0,00	0,0000	0,0000	0,00	144 Hoffmann, Hardy
84	0	0,00	0,0000	0,0000	0,00	6 Ullmann, Josef .

MODIFIED -- Overall Stage Results

German Area 5 and 7 Regionals 2010

Printed September 26, 2010 at 16:17



Stage 6 -- Stand 6

	PTS	TIME	HIT FACTOR	STAGE POINTS	STAGE PERCENT	COMPETITOR # Name
1	68	18,13	3,7507	70,0000	100,00	44 von Streit, Dietrich .
2	54	16,90	3,1953	59,6340	85,19	36 Wurster, Tilo .
3	0	0,00	0,0000	0,0000	0,00	139 Layher, Edgar .

REVOLVER (STANDARD) -- Overall Stage Results

German Area 5 and 7 Regionals 2010


Printed September 26, 2010 at 16:17



Stage 6 -- Stand 6

	PTS	TIME	HIT FACTOR	STAGE POINTS	STAGE PERCENT	COMPETITOR # Name
1	68	22,75	2,9890	70,0000	100,00	155 Stauch, Franz
2	67	24,02	2,7893	65,3239	93,32	45 Wohlmuth, Markus
3	70	28,41	2,4639	57,7029	82,43	120 Biedermann, Wolfgang
4	68	33,89	2,0065	46,9903	67,13	102 Wucherer, Henry .
5	51	26,28	1,9406	45,4481	64,93	101 Wucherer, Hans .
6	68	36,12	1,8826	44,0891	62,98	53 Fuger, Christian .
7	44	23,49	1,8731	43,8672	62,67	154 Stauch, Freddy .

OPEN -- Overall Stage Results
 German Area 5 and 7 Regionals 2010
 Printed September 26, 2010 at 16:17



Stage 7 -- Stand 7

	PTS	TIME	HIT FACTOR	STAGE POINTS	STAGE PERCENT	COMPETITOR # Name
1	68	10,68	6,3670	75,0000	100,00	127 Graf, Harry
2	69	11,67	5,9126	69,6469	92,86	38 Nothnagel, Nils
3	73	12,77	5,7165	67,3373	89,78	81 Borchardt, Dirk .
4	73	13,26	5,5053	64,8490	86,47	73 Remek, Claudia
5	71	13,34	5,3223	62,6940	83,59	118 Maier, Wolfgang .
6	65	12,41	5,2377	61,6972	82,26	162 Möller, Klaus .
7	56	11,00	5,0909	59,9679	79,96	97 Jung, Simone .
8	72	14,15	5,0883	59,9376	79,92	140 Loch, Marijan
9	55	10,89	5,0505	59,4920	79,32	148 Pelzer, Simon .
10	71	14,42	4,9237	57,9985	77,33	135 Theisen, Peter .
11	75	16,31	4,5984	54,1665	72,22	13 Schäfer, Patric .
12	53	11,95	4,4351	52,2434	69,66	152 Wessely, Rene .
13	69	15,57	4,4316	52,2016	69,60	25 Altmaier, Michael ,
14	71	18,21	3,8990	45,9274	61,24	149 Peters, Andrej .
15	70	18,11	3,8653	45,5306	60,71	142 Weber, Alwin
16	71	20,26	3,5044	41,2803	55,04	67 Volkmann, Heinz .
17	75	21,58	3,4754	40,9386	54,58	145 Berlenbach, Karin
18	58	17,54	3,3067	38,9513	51,94	64 Knappstein, Paul
19	53	17,54	3,0217	35,5934	47,46	37 Wurster, Sabine
20	19	33,99	0,5590	6,5845	8,78	150 ZickgrafPeters, Juliane .
21	0	0,00	0,0000	0,0000	0,00	69 Neff, Rolf
22	0	0,00	0,0000	0,0000	0,00	35 Gross, Michael .
23	0	0,00	0,0000	0,0000	0,00	68 Scheper, Hubert
24	0	0,00	0,0000	0,0000	0,00	156 Leers, Oliver .

STANDARD -- Overall Stage Results

German Area 5 and 7 Regionals 2010

Printed September 26, 2010 at 16:17




Stage 7 -- Stand 7

	PTS	TIME	HIT FACTOR	STAGE POINTS	STAGE PERCENT	COMPETITOR # Name
1	71	12,22	5,8101	75,0000	100,00	116 Jakob, Herbert .
2	68	12,04	5,6478	72,9049	97,21	61 Denk, Matthias
3	69	12,65	5,4545	70,4097	93,88	87 vanEssen, Olaf
4	70	14,02	4,9929	64,4502	85,93	22 Kraft, Herbert
5	73	15,94	4,5797	59,1165	78,82	99 Mohr, Uwe
6	56	12,55	4,4622	57,5995	76,80	147 Pelzer, Werner .
7	70	15,87	4,4108	56,9371	75,92	157 Berlenbach, Oliver
8	59	13,78	4,2816	55,2684	73,69	18 Gotic, Robert .
9	69	16,19	4,2619	55,0144	73,35	86 Burkhart, Helmut
10	69	16,90	4,0828	52,7031	70,27	146 Nagel, Dieter .
11	67	17,15	3,9067	50,4295	67,24	39 Lätsch, Harald .
12	73	19,48	3,7474	48,3736	64,50	47 Bötzel, Rene .
13	65	18,35	3,5422	45,7248	60,97	125 Saller, Curt
14	73	20,88	3,4962	45,1301	60,17	65 Ritter, Maximilian
15	67	19,30	3,4715	44,8117	59,75	134 Theisen, Jürgen .
16	63	18,52	3,4017	43,9110	58,55	93 Franz, Volker .
17	51	15,24	3,3465	43,1976	57,60	29 Kuhn, Manfred
18	67	20,29	3,3021	42,6252	56,83	96 Rothert, Marcus .
19	69	20,97	3,2904	42,4742	56,63	4 Krüger, Donald .
20	57	17,38	3,2796	42,3350	56,45	10 Boschert, Franz
21	61	19,21	3,1754	40,9899	54,65	160 Hase, Horst .
22	54	17,71	3,0491	39,3595	52,48	40 Jakob, Frank .
23	72	23,92	3,0100	38,8549	51,81	31 Pentz, Helmut
24	66	22,05	2,9932	38,6375	51,52	17 Schiller, Michael
25	69	23,07	2,9909	38,6078	51,48	123 Berberich, Holger .
26	50	17,46	2,8637	36,9658	49,29	168 Woll, Rigo .
27	63	22,17	2,8417	36,6817	48,91	170 Schroer, Axel .
28	69	24,39	2,8290	36,5184	48,69	136 Aynacioglu, Sadik .
29	49	19,60	2,5000	32,2711	43,03	121 Zimmermann, Herbert .
30	57	23,70	2,4051	31,0456	41,39	163 Wiessner, Bernd
31	71	30,55	2,3241	30,0000	40,00	151 Kirchner, Stefan
32	48	20,92	2,2945	29,6179	39,49	114 Pohlartz, Claudius
33	66	29,72	2,2207	28,6661	38,22	124 Hansi, Steffen .
34	50	23,16	2,1589	27,8680	37,16	48 Schultheiss, Karl
35	35	16,76	2,0883	26,9568	35,94	56 Seeger, Eugen
36	67	32,26	2,0769	26,8092	35,75	1 Faber, Michael
37	71	34,37	2,0658	26,6657	35,55	41 Hesse, Michael .
38	37	18,04	2,0510	26,4752	35,30	122 Reiter, Norbert
39	43	25,95	1,6570	21,3897	28,52	15 Hügel, Harald -
40	65	41,00	1,5854	20,4646	27,29	159 Vilar, Rui
41	46	29,09	1,5813	20,4121	27,22	137 Jungjohann, Kai .
42	69	46,06	1,4980	19,3375	25,78	161 Hase, Dierk .
43	0	0,00	0,0000	0,0000	0,00	62 Wittmann, Horst
44	0	39,06	0,0000	0,0000	0,00	95 Münch, Caroline .
45	0	0,00	0,0000	0,0000	0,00	71 Jürgens, Steffen .
46	0	0,00	0,0000	0,0000	0,00	104 Raeder, Tim Martin .

STANDARD -- Overall Stage Results

German Area 5 and 7 Regionals 2010

Printed September 26, 2010 at 16:17



Stage 7 -- Stand 7

	PTS	TIME	HIT FACTOR	STAGE POINTS	STAGE PERCENT	COMPETITOR # Name
47	0	0,00	0,0000	0,0000	0,00	100 Monschau, Willi .
48	0	33,57	0,0000	0,0000	0,00	23 Jeckel, Andreas .

PRODUCTION -- Overall Stage Results

German Area 5 and 7 Regionals 2010

Printed September 26, 2010 at 16:17



Stage 7 -- Stand 7

	PTS	TIME	HIT FACTOR	STAGE POINTS	STAGE PERCENT	COMPETITOR # Name
1	71	11,41	6,2226	75,0000	100,00	74 Lentz, Arne
2	71	12,74	5,5730	67,1703	89,56	12 Schmidt, Tino
3	71	12,90	5,5039	66,3372	88,45	50 Henn, Frank .
4	63	12,42	5,0725	61,1375	81,52	54 Kummer, Patrick
5	65	12,94	5,0232	60,5435	80,72	32 Lehmann, Stephan .
6	71	14,33	4,9546	59,7174	79,62	111 Blank, Andreas .
7	71	14,35	4,9477	59,6341	79,51	58 Blazicek, Johannes .
8	67	13,94	4,8063	57,9296	77,24	70 Haben, Jörg .
9	67	15,40	4,3506	52,4376	69,92	49 Köllner, Rainer
10	67	15,57	4,3031	51,8650	69,15	128 Meyer, Werner
11	67	15,74	4,2567	51,3049	68,41	108 Kirsch, Patrik .
12	69	17,93	3,8483	46,3828	61,84	30 Kuhn, Loni .
13	57	15,06	3,7849	45,6182	60,82	113 Walter, Michael
14	65	17,38	3,7399	45,0767	60,10	5 Krüger, Jürgen .
15	71	19,32	3,6749	44,2935	59,06	3 Lemke, Klaus
16	65	17,76	3,6599	44,1122	58,82	132 Cümbüs, Hakan .
17	69	18,86	3,6585	44,0957	58,79	9 Boschert, Benedikt
18	71	19,56	3,6299	43,7500	58,33	66 Brecht, Matthias
19	63	17,70	3,5593	42,8999	57,20	34 Freitag, Andreas .
20	56	15,85	3,5331	42,5841	56,78	33 Heinemann, Sascha .
21	55	15,60	3,5256	42,4939	56,66	171 Gallenbach, Heinz
22	67	19,17	3,4950	42,1251	56,17	20 Auerswald, Erik .
23	69	20,21	3,4142	41,1501	54,87	133 Pfitzenmaier, Jörg .
24	69	20,33	3,3940	40,9072	54,54	57 Bykhovski, Vadim .
25	65	19,21	3,3837	40,7826	54,38	76 Ergler, Manfred .
26	63	18,62	3,3835	40,7802	54,37	92 Schöffel, Sebastian .
27	67	19,86	3,3736	40,6616	54,22	158 Glaser, Helmut
28	67	20,02	3,3467	40,3366	53,78	46 Ende, Wolfgang .
29	63	19,25	3,2727	39,4456	52,59	78 Rienäcker, Ingo .
30	55	16,88	3,2583	39,2716	52,36	169 Sperl, Markus .
31	71	21,99	3,2287	38,9154	51,89	79 Nölke, Thomas .
32	52	16,16	3,2178	38,7838	51,71	166 Schöninger, Michael .
33	61	19,31	3,1590	38,0747	50,77	26 Lisi, Agrippino
34	69	22,33	3,0900	37,2434	49,66	14 Kirchherr, Hartmut
35	63	20,98	3,0029	36,1929	48,26	85 Burkhart, Rita
36	67	22,45	2,9844	35,9705	47,96	77 Heiss, Andreas .
37	67	22,48	2,9804	35,9225	47,90	90 Sonnabend, Sven .
38	63	21,58	2,9194	35,1866	46,92	112 Habicht, Stefan .
39	65	22,89	2,8397	34,2260	45,63	27 Lisi-Mager, Uta .
40	61	21,58	2,8267	34,0696	45,43	110 Möbs, Stefan .
41	61	21,62	2,8215	34,0066	45,34	19 Steudle, Markus .
42	48	17,41	2,7570	33,2300	44,31	141 Brecht, Uwe
43	65	23,68	2,7449	33,0842	44,11	55 Kontorowski, Alexander .
44	63	23,27	2,7073	32,6312	43,51	138 Klippel, Hagen
45	67	24,83	2,6983	32,5227	43,36	59 Oberle, Rolf
46	56	21,03	2,6629	32,0950	42,79	8 Koch, Viktor .

PRODUCTION -- Overall Stage Results

German Area 5 and 7 Regionals 2010

Printed September 26, 2010 at 16:17



Stage 7 -- Stand 7

	PTS	TIME	HIT FACTOR	STAGE POINTS	STAGE PERCENT	COMPETITOR # Name
47	65	24,48	2,6552	32,0030	42,67	80 Neumann, Kai .
48	65	25,15	2,5845	31,1504	41,53	94 Schuldt, Roco .
49	65	25,62	2,5371	30,5790	40,77	98 Gilcher, Patrick .
50	67	26,47	2,5312	30,5077	40,68	131 Kallsen, Dieter
51	52	20,83	2,4964	30,0886	40,12	119 Fallert, Alfons
52	67	27,10	2,4723	29,7985	39,73	130 Kallsen, Ulrike
53	51	20,86	2,4449	29,4676	39,29	126 Fickinger, Thilo
54	52	21,62	2,4052	28,9892	38,65	165 Biegner, Alexander .
55	71	29,56	2,4019	28,9496	38,60	72 Armbruster, Edgar .
56	65	27,15	2,3941	28,8557	38,47	164 Mainka, Michael .
57	71	30,03	2,3643	28,4965	38,00	75 Kolb, Wolfgang .
58	65	27,58	2,3568	28,4058	37,87	89 Grüßner, Sven .
59	54	23,15	2,3326	28,1146	37,49	63 Bieda, Reiner
60	67	29,08	2,3040	27,7696	37,03	167 Tilgner, Rainer
61	67	29,52	2,2696	27,3556	36,47	109 Schier, Hanno .
62	46	20,48	2,2461	27,0718	36,10	16 Uecker, Ulrich
63	63	29,63	2,1262	25,6270	34,17	51 Bartell, Gerd .
64	56	26,73	2,0950	25,2509	33,67	115 Wieland, Markus .
65	44	21,62	2,0352	24,5293	32,71	153 Finselsberger, Jörg .
66	67	34,25	1,9562	23,5778	31,44	28 Ehlhardt, Manfred .
67	63	33,31	1,8913	22,7958	30,39	172 Glaser, Wolfgang
68	48	25,58	1,8765	22,6167	30,16	7 Popall, Rainer
69	50	27,17	1,8403	22,1804	29,57	91 Theierl, Alexander .
70	37	20,41	1,8128	21,8498	29,13	107 Eichardt, Andreas
71	57	31,76	1,7947	21,6313	28,84	84 Baier, Andreas .
72	31	17,53	1,7684	21,3142	28,42	11 Ludes, Lars .
73	26	15,00	1,7333	20,8916	27,86	83 Bulling, Thomas
74	37	26,49	1,3968	16,8348	22,45	52 Olschewski, Martin .
75	22	17,82	1,2346	14,8800	19,84	143 Brecht, Thomas .
76	35	29,03	1,2056	14,5315	19,38	129 Baage, Roland .
77	35	39,21	0,8926	10,7587	14,34	43 Weihrich, Saskia .
78	0	0,00	0,0000	0,0000	0,00	117 Friedrich, Franz .
79	0	0,00	0,0000	0,0000	0,00	144 Hoffmann, Hardy
80	0	0,00	0,0000	0,0000	0,00	88 Reidenbach, Sandra .
81	0	0,00	0,0000	0,0000	0,00	6 Ullmann, Josef .
82	0	0,00	0,0000	0,0000	0,00	60 Strohmaier, Marco .
83	0	0,00	0,0000	0,0000	0,00	105 Herfurth, Martin
84	0	0,00	0,0000	0,0000	0,00	103 Morasch, Marco

MODIFIED -- Overall Stage Results

German Area 5 and 7 Regionals 2010

Printed September 26, 2010 at 16:17



Stage 7 -- Stand 7

	PTS	TIME	HIT FACTOR	STAGE POINTS	STAGE PERCENT	COMPETITOR # Name
1	72	13,89	5,1836	75,0000	100,00	36 Wurster, Tilo .
2	63	16,86	3,7367	54,0647	72,09	44 von Streit, Dietrich .
3	0	0,00	0,0000	0,0000	0,00	139 Layher, Edgar .

REVOLVER (STANDARD) -- Overall Stage Results

German Area 5 and 7 Regionals 2010


Printed September 26, 2010 at 16:17



Stage 7 -- Stand 7

	PTS	TIME	HIT FACTOR	STAGE POINTS	STAGE PERCENT	COMPETITOR # Name
1	69	18,84	3,6624	75,0000	100,00	155 Stauch, Franz
2	73	21,49	3,3969	69,5632	92,75	154 Stauch, Freddy .
3	69	20,45	3,3741	69,0954	92,13	45 Wohlmuth, Markus
4	71	33,93	2,0925	42,8517	57,14	102 Wucherer, Henry .
5	55	27,38	2,0088	41,1360	54,85	101 Wucherer, Hans .
6	67	36,52	1,8346	37,5696	50,09	53 Fuger, Christian .
7	71	49,83	1,4248	29,1783	38,90	120 Biedermann, Wolfgang

OPEN -- Overall Stage Results
 German Area 5 and 7 Regionals 2010
 Printed September 26, 2010 at 16:17



Stage 8 -- Stand 8

	PTS	TIME	HIT FACTOR	STAGE POINTS	STAGE PERCENT	COMPETITOR # Name
1	145	18,14	7,9934	150,0000	100,00	140 Loch, Marijan
2	132	19,22	6,8678	128,8787	85,92	162 Möller, Klaus .
3	141	20,54	6,8647	128,8188	85,88	81 Borchardt, Dirk .
4	143	21,19	6,7485	126,6385	84,43	73 Remek, Claudia
5	129	20,34	6,3422	119,0143	79,34	38 Nothnagel, Nils
6	136	21,61	6,2934	118,0986	78,73	142 Weber, Alwin
7	146	23,45	6,2260	116,8344	77,89	127 Graf, Harry
8	135	21,96	6,1475	115,3618	76,91	37 Wurster, Sabine
9	138	23,27	5,9304	111,2867	74,19	152 Wessely, Rene .
10	148	25,21	5,8707	110,1665	73,44	13 Schäfer, Patric .
11	140	25,03	5,5933	104,9609	69,97	97 Jung, Simone .
12	138	24,71	5,5848	104,8014	69,87	118 Maier, Wolfgang .
13	105	19,36	5,4236	101,7758	67,85	148 Pelzer, Simon .
14	147	27,43	5,3591	100,5662	67,04	135 Theisen, Peter .
15	145	28,90	5,0173	94,1523	62,77	145 Berlenbach, Karin
16	133	26,93	4,9387	92,6778	61,79	64 Knappstein, Paul
17	137	28,89	4,7421	88,9884	59,33	25 Altmaier, Michael ,
18	147	31,13	4,7221	88,6133	59,08	149 Peters, Andrej .
19	150	34,59	4,3365	81,3769	54,25	67 Volkmann, Heinz .
20	121	52,84	2,2899	42,9718	28,65	150 ZickgrafPeters, Juliane .
21	0	0,00	0,0000	0,0000	0,00	35 Gross, Michael .
22	0	0,00	0,0000	0,0000	0,00	68 Scheper, Hubert
23	0	0,00	0,0000	0,0000	0,00	69 Neff, Rolf
24	0	0,00	0,0000	0,0000	0,00	156 Leers, Oliver .

STANDARD -- Overall Stage Results

German Area 5 and 7 Regionals 2010

Printed September 26, 2010 at 16:17



Stage 8 -- Stand 8

	PTS	TIME	HIT FACTOR	STAGE POINTS	STAGE PERCENT	COMPETITOR # Name
1	139	18,06	7,6966	150,0000	100,00	116 Jakob, Herbert .
2	144	19,62	7,3394	143,0401	95,36	87 vanEssen, Olaf
3	142	20,83	6,8171	132,8597	88,57	61 Denk, Matthias
4	141	21,95	6,4237	125,1926	83,46	22 Kraft, Herbert
5	141	23,65	5,9619	116,1936	77,46	86 Burkhart, Helmut
6	143	25,36	5,6388	109,8958	73,26	29 Kuhn, Manfred
7	107	18,98	5,6375	109,8707	73,25	147 Pelzer, Werner .
8	141	25,14	5,6086	109,3070	72,87	47 Bötzel, Rene .
9	134	24,02	5,5787	108,7241	72,48	40 Jakob, Frank .
10	139	25,14	5,5290	107,7566	71,84	56 Seeger, Eugen
11	134	24,47	5,4761	106,7247	71,15	18 Gotic, Robert .
12	148	27,26	5,4292	105,8108	70,54	146 Nagel, Dieter .
13	138	25,84	5,3406	104,0832	69,39	65 Ritter, Maximilian
14	144	26,98	5,3373	104,0195	69,35	125 Saller, Curt
15	138	26,95	5,1206	99,7963	66,53	99 Mohr, Uwe
16	139	28,64	4,8534	94,5880	63,06	39 Lätsch, Harald .
17	132	27,83	4,7431	92,4389	61,63	96 Rothert, Marcus .
18	141	29,83	4,7268	92,1213	61,41	134 Theisen, Jürgen .
19	124	26,64	4,6547	90,7155	60,48	168 Woll, Rigo .
20	132	28,49	4,6332	90,2975	60,20	4 Krüger, Donald .
21	130	29,40	4,4218	86,1768	57,45	10 Boschert, Franz
22	145	33,25	4,3609	84,9905	56,66	17 Schiller, Michael
23	119	27,67	4,3007	83,8170	55,88	163 Wiessner, Bernd
24	144	33,73	4,2692	83,2033	55,47	122 Reiter, Norbert
25	136	32,47	4,1885	81,6302	54,42	160 Hase, Horst .
26	134	32,57	4,1142	80,1828	53,46	161 Hase, Dierk .
27	128	31,39	4,0777	79,4718	52,98	114 Pohlarz, Claudius
28	142	34,84	4,0758	79,4336	52,96	137 Jungjohann, Kai .
29	144	37,27	3,8637	75,3004	50,20	151 Kirchner, Stefan
30	128	33,29	3,8450	74,9360	49,96	48 Schultheiss, Karl
31	120	31,92	3,7594	73,2677	48,85	136 Aynacioglu, Sadik .
32	148	40,20	3,6816	71,7513	47,83	123 Berberich, Holger .
33	133	37,33	3,5628	69,4365	46,29	159 Vilar, Rui
34	92	26,07	3,5290	68,7766	45,85	157 Berlenbach, Oliver
35	144	41,32	3,4850	67,9198	45,28	41 Hesse, Michael .
36	123	36,07	3,4100	66,4589	44,31	170 Schroer, Axel .
37	125	36,94	3,3839	65,9489	43,97	15 Hügel, Harald -
38	122	37,56	3,2481	63,3036	42,20	93 Franz, Volker .
39	130	40,87	3,1808	61,9916	41,33	121 Zimmermann, Herbert .
40	144	45,63	3,1558	61,5044	41,00	31 Pentz, Helmut
41	136	44,63	3,0473	59,3890	39,59	1 Faber, Michael
42	124	41,61	2,9801	58,0789	38,72	124 Hansi, Steffen .
43	128	55,06	2,3247	45,3073	30,20	23 Jeckel, Andreas .
44	106	48,52	2,1847	42,5774	28,38	95 Münch, Caroline .
45	0	0,00	0,0000	0,0000	0,00	104 Raeder, Tim Martin .
46	0	0,00	0,0000	0,0000	0,00	62 Wittmann, Horst

STANDARD -- Overall Stage Results

German Area 5 and 7 Regionals 2010

Printed September 26, 2010 at 16:17



Stage 8 -- Stand 8

	PTS	TIME	HIT FACTOR	STAGE POINTS	STAGE PERCENT	COMPETITOR # Name
47	0	0,00	0,0000	0,0000	0,00	71 Jürgens, Steffen .
48	0	0,00	0,0000	0,0000	0,00	100 Monschau, Willi .

PRODUCTION -- Overall Stage Results

German Area 5 and 7 Regionals 2010

Printed September 26, 2010 at 16:17



Stage 8 -- Stand 8

	PTS	TIME	HIT FACTOR	STAGE POINTS	STAGE PERCENT	COMPETITOR # Name
1	148	18,60	7,9570	150,0000	100,00	54 Kummer, Patrick
2	136	18,48	7,3593	138,7329	92,49	74 Lentz, Arne
3	148	20,86	7,0949	133,7488	89,17	111 Blank, Andreas .
4	132	20,19	6,5379	123,2481	82,17	58 Blazicek, Johannes .
5	124	19,11	6,4887	122,3217	81,55	70 Haben, Jörg .
6	127	20,27	6,2654	118,1116	78,74	12 Schmidt, Tino
7	134	21,86	6,1299	115,5572	77,04	32 Lehmann, Stephan .
8	140	23,16	6,0449	113,9546	75,97	50 Henn, Frank .
9	134	22,21	6,0333	113,7362	75,82	108 Kirsch, Patrik .
10	144	24,26	5,9357	111,8959	74,60	77 Heiss, Andreas .
11	140	23,78	5,8873	110,9836	73,99	16 Uecker, Ulrich
12	142	24,79	5,7281	107,9827	71,99	76 Ergler, Manfred .
13	144	26,26	5,4836	103,3737	68,92	33 Heinemann, Sascha .
14	146	27,19	5,3696	101,2246	67,48	19 Steudle, Markus .
15	140	26,13	5,3578	101,0023	67,33	34 Freitag, Andreas .
16	130	24,59	5,2867	99,6615	66,44	171 Gallenbach, Heinz
17	134	25,64	5,2262	98,5211	65,68	49 Köllner, Rainer
18	130	25,20	5,1587	97,2490	64,83	113 Walter, Michael
19	136	26,98	5,0408	95,0253	63,35	9 Boschert, Benedikt
20	132	26,36	5,0076	94,3998	62,93	141 Brecht, Uwe
21	142	28,47	4,9877	94,0250	62,68	66 Brecht, Matthias
22	150	30,31	4,9489	93,2927	62,20	20 Auerswald, Erik .
23	134	27,08	4,9483	93,2822	62,19	63 Bieda, Reiner
24	140	28,54	4,9054	92,4733	61,65	133 Pfitzenmaier, Jörg .
25	132	27,29	4,8369	91,1828	60,79	92 Schöffel, Sebastian .
26	119	24,65	4,8276	91,0065	60,67	128 Meyer, Werner
27	136	28,21	4,8210	90,8821	60,59	110 Möbs, Stefan .
28	146	30,53	4,7822	90,1506	60,10	90 Sonnabend, Sven .
29	134	28,33	4,7300	89,1663	59,44	85 Burkhart, Rita
30	126	26,64	4,7297	89,1618	59,44	169 Sperl, Markus .
31	130	27,61	4,7084	88,7604	59,17	80 Neumann, Kai .
32	136	28,99	4,6913	88,4368	58,96	165 Biegner, Alexander .
33	140	30,67	4,5647	86,0512	57,37	112 Habicht, Stefan .
34	122	26,99	4,5202	85,2117	56,81	72 Armbruster, Edgar .
35	113	25,01	4,5182	85,1740	56,78	11 Ludes, Lars .
36	138	30,57	4,5142	85,0993	56,73	166 Schöninger, Michael .
37	136	30,31	4,4870	84,5854	56,39	3 Lemke, Klaus
38	136	30,74	4,4242	83,4022	55,60	79 Nölke, Thomas .
39	142	32,35	4,3895	82,7478	55,17	30 Kuhn, Loni .
40	140	31,91	4,3873	82,7073	55,14	98 Gilcher, Patrick .
41	130	29,67	4,3815	82,5978	55,07	26 Lisi, Agrippino
42	128	29,43	4,3493	81,9902	54,66	107 Eichardt, Andreas
43	134	31,46	4,2594	80,2950	53,53	158 Glaser, Helmut
44	138	32,47	4,2501	80,1197	53,41	119 Fallert, Alfons
45	126	29,76	4,2339	79,8142	53,21	14 Kirchherr, Hartmut
46	130	31,11	4,1787	78,7745	52,52	57 Bykhovski, Vadim .

PRODUCTION -- Overall Stage Results

German Area 5 and 7 Regionals 2010

Printed September 26, 2010 at 16:17



Stage 8 -- Stand 8

	PTS	TIME	HIT FACTOR	STAGE POINTS	STAGE PERCENT	COMPETITOR # Name
47	138	33,96	4,0636	76,6044	51,07	138 Klippel, Hagen
48	113	28,07	4,0257	75,8889	50,59	153 Finselsberger, Jörg .
49	138	34,67	3,9804	75,0357	50,02	7 Popall, Rainer
50	136	34,37	3,9569	74,5937	49,73	94 Schuldt, Roco .
51	142	37,07	3,8306	72,2118	48,14	164 Mainka, Michael .
52	93	24,65	3,7728	71,1227	47,42	132 Cümbüs, Hakan .
53	128	34,34	3,7274	70,2671	46,84	84 Baier, Andreas .
54	132	35,51	3,7173	70,0754	46,72	89 Grübner, Sven .
55	108	29,07	3,7152	70,0360	46,69	126 Fickinger, Thilo
56	122	33,37	3,6560	68,9201	45,95	43 Weihrich, Saskia .
57	128	35,08	3,6488	68,7849	45,86	5 Krüger, Jürgen .
58	134	36,92	3,6295	68,4204	45,61	172 Glaser, Wolfgang
59	146	40,43	3,6112	68,0756	45,38	131 Kallsen, Dieter
60	130	36,03	3,6081	68,0176	45,35	129 Baage, Roland .
61	130	36,36	3,5754	67,4003	44,93	143 Brecht, Thomas .
62	138	39,48	3,4954	65,8938	43,93	28 Ehlhardt, Manfred .
63	136	38,91	3,4952	65,8901	43,93	109 Schier, Hanno .
64	124	35,61	3,4822	65,6436	43,76	115 Wieland, Markus .
65	136	39,30	3,4606	65,2362	43,49	59 Oberle, Rolf
66	148	42,96	3,4451	64,9441	43,30	75 Kolb, Wolfgang .
67	119	35,07	3,3932	63,9667	42,64	27 Lisi-Mager, Uta .
68	119	35,19	3,3816	63,7485	42,50	8 Koch, Viktor .
69	140	41,42	3,3800	63,7177	42,48	130 Kallsen, Ulrike
70	138	40,95	3,3700	63,5284	42,35	51 Bartell, Gerd .
71	109	33,42	3,2615	61,4841	40,99	83 Bulling, Thomas
72	93	28,58	3,2540	61,3427	40,90	91 Theierl, Alexander .
73	122	38,07	3,2046	60,4115	40,27	46 Ende, Wolfgang .
74	126	41,03	3,0709	57,8911	38,59	55 Kontorowski, Alexander .
75	104	35,17	2,9571	55,7447	37,16	52 Olschewski, Martin .
76	146	50,79	2,8746	54,1897	36,13	167 Tilgner, Rainer
77	51	30,94	1,6484	31,0737	20,72	78 Rienäcker, Ingo .
78	0	0,00	0,0000	0,0000	0,00	103 Morasch, Marco
79	0	0,00	0,0000	0,0000	0,00	60 Strohmaier, Marco .
80	0	0,00	0,0000	0,0000	0,00	105 Herfurth, Martin
81	0	0,00	0,0000	0,0000	0,00	117 Friedrich, Franz .
82	0	0,00	0,0000	0,0000	0,00	144 Hoffmann, Hardy
83	0	0,00	0,0000	0,0000	0,00	88 Reidenbach, Sandra .
84	0	0,00	0,0000	0,0000	0,00	6 Ullmann, Josef .

MODIFIED -- Overall Stage Results

German Area 5 and 7 Regionals 2010

Printed September 26, 2010 at 16:17




Stage 8 -- Stand 8

	PTS	TIME	HIT FACTOR	STAGE POINTS	STAGE PERCENT	COMPETITOR # Name
1	147	22,98	6,3969	150,0000	100,00	36 Wurster, Tilo .
2	144	35,16	4,0956	96,0368	64,02	44 von Streit, Dietrich .
3	0	0,00	0,0000	0,0000	0,00	139 Layher, Edgar .

REVOLVER (STANDARD) -- Overall Stage Results

German Area 5 and 7 Regionals 2010


Printed September 26, 2010 at 16:17



Stage 8 -- Stand 8

	PTS	TIME	HIT FACTOR	STAGE POINTS	STAGE PERCENT	COMPETITOR # Name
1	141	30,34	4,6473	150,0000	100,00	155 Stauch, Franz
2	141	32,07	4,3966	141,9083	94,61	154 Stauch, Freddy .
3	147	34,88	4,2144	136,0281	90,69	45 Wohlmuth, Markus
4	141	38,09	3,7018	119,4802	79,65	120 Biedermann, Wolfgang
5	118	37,15	3,1763	102,5205	68,35	101 Wucherer, Hans .
6	135	49,51	2,7267	88,0093	58,67	53 Fuger, Christian .
7	142	70,91	2,0025	64,6351	43,09	102 Wucherer, Henry .

OPEN -- Overall Stage Results
 German Area 5 and 7 Regionals 2010
 Printed September 26, 2010 at 16:17



Stage 9 -- Stand 10 L

	PTS	TIME	HIT FACTOR	STAGE POINTS	STAGE PERCENT	COMPETITOR # Name
1	43	6,31	6,8146	45,0000	100,00	127 Graf, Harry
2	40	6,31	6,3391	41,8605	93,02	38 Nothnagel, Nils
3	42	7,43	5,6528	37,3279	82,95	140 Loch, Marijan
4	45	8,09	5,5624	36,7314	81,63	73 Remek, Claudia
5	41	7,42	5,5256	36,4883	81,09	148 Pelzer, Simon .
6	41	7,49	5,4740	36,1473	80,33	81 Borchardt, Dirk .
7	42	8,14	5,1597	34,0721	75,72	97 Jung, Simone .
8	42	8,34	5,0360	33,2550	73,90	152 Wessely, Rene .
9	39	7,99	4,8811	32,2323	71,63	162 Möller, Klaus .
10	43	10,11	4,2532	28,0861	62,41	118 Maier, Wolfgang .
11	43	10,31	4,1707	27,5412	61,20	37 Wurster, Sabine
12	44	10,98	4,0073	26,4621	58,80	13 Schäfer, Patric .
13	41	10,55	3,8863	25,6628	57,03	135 Theisen, Peter .
14	37	9,77	3,7871	25,0081	55,57	142 Weber, Alwin
15	40	10,77	3,7140	24,5255	54,50	64 Knappstein, Paul
16	44	13,17	3,3409	22,0618	49,03	25 Altmaier, Michael ,
17	42	12,81	3,2787	21,6508	48,11	150 ZickgrafPeters, Juliane .
18	37	11,34	3,2628	21,5458	47,88	145 Berlenbach, Karin
19	41	12,78	3,2081	21,1849	47,08	149 Peters, Andrej .
20	33	11,01	2,9973	19,7925	43,98	67 Volkmann, Heinz .
21	0	0,00	0,0000	0,0000	0,00	69 Neff, Rolf
22	0	0,00	0,0000	0,0000	0,00	35 Gross, Michael .
23	0	0,00	0,0000	0,0000	0,00	68 Scheper, Hubert
24	0	0,00	0,0000	0,0000	0,00	156 Leers, Oliver .

STANDARD -- Overall Stage Results

German Area 5 and 7 Regionals 2010

Printed September 26, 2010 at 16:17



Stage 9 -- Stand 10 L

	PTS	TIME	HIT FACTOR	STAGE POINTS	STAGE PERCENT	COMPETITOR # Name
1	42	8,07	5,2045	45,0000	100,00	116 Jakob, Herbert .
2	39	8,08	4,8267	41,7340	92,74	147 Pelzer, Werner .
3	41	8,90	4,6067	39,8319	88,52	61 Denk, Matthias
4	41	9,87	4,1540	35,9173	79,82	86 Burkhart, Helmut
5	35	8,55	4,0936	35,3947	78,65	87 vanEssen, Olaf
6	44	10,99	4,0036	34,6172	76,93	99 Mohr, Uwe
7	39	9,83	3,9674	34,3042	76,23	40 Jakob, Frank .
8	44	12,18	3,6125	31,2350	69,41	56 Seeger, Eugen
9	39	10,95	3,5616	30,7955	68,43	29 Kuhn, Manfred
10	41	11,56	3,5467	30,6664	68,15	146 Nagel, Dieter .
11	40	11,41	3,5057	30,3118	67,36	136 Aynacioglu, Sadik .
12	39	11,61	3,3592	29,0448	64,54	160 Hase, Horst .
13	37	11,25	3,2889	28,4371	63,19	168 Woll, Rigo .
14	36	11,01	3,2698	28,2717	62,83	22 Kraft, Herbert
15	40	12,30	3,2520	28,1185	62,49	134 Theisen, Jürgen .
16	41	12,80	3,2031	27,6956	61,55	157 Berlenbach, Oliver
17	41	12,92	3,1734	27,4384	60,97	48 Schultheiss, Karl
18	35	11,25	3,1111	26,9000	59,78	96 Rothert, Marcus .
19	41	13,66	3,0015	25,9519	57,67	15 Hügel, Harald -
20	39	13,20	2,9545	25,5463	56,77	65 Ritter, Maximilian
21	35	11,97	2,9240	25,2820	56,18	121 Zimmermann, Herbert .
22	35	12,07	2,8998	25,0725	55,72	39 Lätsch, Harald .
23	39	13,81	2,8240	24,4179	54,26	124 Hansi, Steffen .
24	31	11,03	2,8105	24,3009	54,00	10 Boschert, Franz
25	41	15,11	2,7134	23,4615	52,14	163 Wiessner, Bernd
26	41	15,21	2,6956	23,3073	51,79	1 Faber, Michael
27	41	15,26	2,6868	23,2309	51,62	123 Berberich, Holger .
28	45	17,40	2,5862	22,3615	49,69	31 Pentz, Helmut
29	39	15,14	2,5760	22,2728	49,50	161 Hase, Dierk .
30	31	12,42	2,4960	21,5813	47,96	93 Franz, Volker .
31	22	9,19	2,3939	20,6987	46,00	18 Gotic, Robert .
32	33	14,16	2,3305	20,1506	44,78	137 Jungjohann, Kai .
33	31	14,41	2,1513	18,6009	41,34	170 Schroer, Axel .
34	26	12,43	2,0917	18,0859	40,19	17 Schiller, Michael
35	28	14,44	1,9391	16,7659	37,26	41 Hesse, Michael .
36	24	12,40	1,9355	16,7350	37,19	4 Krüger, Donald .
37	38	20,22	1,8793	16,2495	36,11	47 Bötzel, Rene .
38	22	12,02	1,8303	15,8254	35,17	125 Saller, Curt
39	35	20,65	1,6949	14,6550	32,57	151 Kirchner, Stefan
40	22	13,11	1,6781	14,5096	32,24	114 Pohlartz, Claudius
41	16	15,01	1,0660	9,2167	20,48	122 Reiter, Norbert
42	20	21,12	0,9470	8,1879	18,20	95 Münch, Caroline .
43	5	24,80	0,2016	1,7432	3,87	23 Jeckel, Andreas .
44	0	0,00	0,0000	0,0000	0,00	100 Monschau, Willi .
45	0	12,75	0,0000	0,0000	0,00	159 Vilar, Rui
46	0	0,00	0,0000	0,0000	0,00	71 Jürgens, Steffen .

STANDARD -- Overall Stage Results

German Area 5 and 7 Regionals 2010

Printed September 26, 2010 at 16:17



Stage 9 -- Stand 10 L

	PTS	TIME	HIT FACTOR	STAGE POINTS	STAGE PERCENT	COMPETITOR # Name
47	0	0,00	0,0000	0,0000	0,00	62 Wittmann, Horst
48	0	0,00	0,0000	0,0000	0,00	104 Raeder, Tim Martin .

PRODUCTION -- Overall Stage Results

German Area 5 and 7 Regionals 2010

Printed September 26, 2010 at 16:17



Stage 9 -- Stand 10 L

	PTS	TIME	HIT FACTOR	STAGE POINTS	STAGE PERCENT	COMPETITOR # Name
1	41	7,66	5,3525	45,0000	100,00	54 Kummer, Patrick
2	39	7,87	4,9555	41,6627	92,58	70 Haben, Jörg .
3	37	7,73	4,7865	40,2420	89,43	74 Lentz, Arne
4	39	8,15	4,7853	40,2313	89,40	58 Blazicek, Johannes .
5	37	7,92	4,6717	39,2766	87,28	12 Schmidt, Tino
6	43	10,17	4,2281	35,5472	78,99	108 Kirsch, Patrik .
7	43	10,20	4,2157	35,4426	78,76	33 Heinemann, Sascha .
8	35	8,51	4,1128	34,5777	76,84	50 Henn, Frank .
9	41	10,08	4,0675	34,1964	75,99	111 Blank, Andreas .
10	37	9,10	4,0659	34,1836	75,96	32 Lehmann, Stephan .
11	41	10,36	3,9575	33,2722	73,94	9 Boschert, Benedikt
12	37	9,37	3,9488	33,1986	73,77	76 Ergler, Manfred .
13	41	10,43	3,9310	33,0489	73,44	34 Freitag, Andreas .
14	43	11,07	3,8844	32,6572	72,57	92 Schöffel, Sebastian .
15	43	11,20	3,8393	32,2781	71,73	59 Oberle, Rolf
16	41	11,46	3,5777	30,0785	66,84	19 Steudle, Markus .
17	35	10,02	3,4930	29,3669	65,26	169 Sperl, Markus .
18	35	10,73	3,2619	27,4237	60,94	128 Meyer, Werner
19	45	13,89	3,2397	27,2375	60,53	119 Fallert, Alfons
20	45	14,02	3,2097	26,9850	59,97	158 Glaser, Helmut
21	41	13,10	3,1298	26,3130	58,47	63 Bieda, Reiner
22	37	11,87	3,1171	26,2065	58,24	66 Brecht, Matthias
23	43	13,96	3,0802	25,8965	57,55	172 Glaser, Wolfgang
24	39	12,69	3,0733	25,8381	57,42	26 Lisi, Agrippino
25	39	12,78	3,0516	25,6561	57,01	20 Auerswald, Erik .
26	45	14,81	3,0385	25,5455	56,77	85 Burkhart, Rita
27	39	12,87	3,0303	25,4767	56,61	98 Gilcher, Patrick .
28	41	13,57	3,0214	25,4016	56,45	55 Kontorowski, Alexander .
29	33	11,09	2,9757	25,0173	55,59	49 Köllner, Rainer
30	33	11,10	2,9730	24,9947	55,54	113 Walter, Michael
31	35	11,80	2,9661	24,9370	55,42	110 Möbs, Stefan .
32	37	12,52	2,9553	24,8459	55,21	77 Heiss, Andreas .
33	37	12,60	2,9365	24,6882	54,86	83 Bulling, Thomas
34	41	14,06	2,9161	24,5164	54,48	27 Lisi-Mager, Uta .
35	45	15,53	2,8976	24,3612	54,14	131 Kallsen, Dieter
36	41	14,40	2,8472	23,9375	53,19	46 Ende, Wolfgang .
37	43	15,11	2,8458	23,9255	53,17	138 Klippel, Hagen
38	41	14,56	2,8159	23,6744	52,61	130 Kallsen, Ulrike
39	33	11,73	2,8133	23,6523	52,56	171 Gallenbach, Heinz
40	35	12,70	2,7559	23,1698	51,49	166 Schöninger, Michael .
41	35	13,20	2,6515	22,2921	49,54	109 Schier, Hanno .
42	35	13,39	2,6139	21,9758	48,84	126 Fickinger, Thilo
43	33	12,81	2,5761	21,6582	48,13	89 Grüßner, Sven .
44	43	16,73	2,5702	21,6088	48,02	167 Tilgner, Rainer
45	37	14,60	2,5342	21,3062	47,35	94 Schuldt, Roco .
46	31	12,50	2,4800	20,8501	46,33	80 Neumann, Kai .

PRODUCTION -- Overall Stage Results

German Area 5 and 7 Regionals 2010

Printed September 26, 2010 at 16:17



Stage 9 -- Stand 10 L

	PTS	TIME	HIT FACTOR	STAGE POINTS	STAGE PERCENT	COMPETITOR # Name
47	35	14,38	2,4339	20,4629	45,47	112 Habicht, Stefan .
48	45	18,71	2,4051	20,2207	44,93	16 Uecker, Ulrich
49	37	15,51	2,3856	20,0561	44,57	3 Lemke, Klaus
50	31	13,02	2,3810	20,0174	44,48	8 Koch, Viktor .
51	43	18,95	2,2691	19,0773	42,39	75 Kolb, Wolfgang .
52	24	10,81	2,2202	18,6656	41,48	52 Olschewski, Martin .
53	26	12,16	2,1382	17,9762	39,95	57 Bykhovski, Vadim .
54	24	11,39	2,1071	17,7152	39,37	132 Cümbüs, Hakan .
55	28	13,86	2,0202	16,9845	37,74	78 Rienäcker, Ingo .
56	22	11,07	1,9874	16,7083	37,13	107 Eichardt, Andreas
57	29	14,62	1,9836	16,6766	37,06	11 Ludes, Lars .
58	20	10,25	1,9512	16,4045	36,45	79 Nölke, Thomas .
59	33	16,92	1,9504	16,3972	36,44	133 Pfitzenmaier, Jörg .
60	22	11,45	1,9214	16,1538	35,90	165 Biegner, Alexander .
61	29	15,28	1,8979	15,9563	35,46	14 Kirchherr, Hartmut
62	22	11,60	1,8966	15,9449	35,43	30 Kuhn, Loni .
63	20	10,93	1,8298	15,3839	34,19	90 Sonnabend, Sven .
64	35	20,39	1,7165	14,4314	32,07	7 Popall, Rainer
65	27	16,96	1,5920	13,3843	29,74	28 Ehlhardt, Manfred .
66	20	12,63	1,5835	13,3132	29,58	143 Brecht, Thomas .
67	22	14,85	1,4815	12,4553	27,68	164 Mainka, Michael .
68	20	14,18	1,4104	11,8580	26,35	72 Armbruster, Edgar .
69	24	17,06	1,4068	11,8274	26,28	51 Bartell, Gerd .
70	20	14,40	1,3889	11,6768	25,95	43 Weihrich, Saskia .
71	14	14,13	0,9908	8,3300	18,51	91 Theierl, Alexander .
72	9	10,95	0,8219	6,9101	15,36	153 Finselsberger, Jörg .
73	7	10,58	0,6616	5,5625	12,36	141 Brecht, Uwe
74	9	13,83	0,6508	5,4711	12,16	115 Wieland, Markus .
75	7	15,54	0,4505	3,7871	8,42	84 Baier, Andreas .
76	0	0,00	0,0000	0,0000	0,00	117 Friedrich, Franz .
77	0	0,00	0,0000	0,0000	0,00	60 Strohmaier, Marco .
78	0	0,00	0,0000	0,0000	0,00	88 Reidenbach, Sandra .
79	0	14,74	0,0000	0,0000	0,00	5 Krüger, Jürgen .
80	0	0,00	0,0000	0,0000	0,00	103 Morasch, Marco
81	0	0,00	0,0000	0,0000	0,00	6 Ullmann, Josef .
82	0	13,84	0,0000	0,0000	0,00	129 Baage, Roland .
83	0	0,00	0,0000	0,0000	0,00	144 Hoffmann, Hardy
84	0	0,00	0,0000	0,0000	0,00	105 Herfurth, Martin

MODIFIED -- Overall Stage Results

German Area 5 and 7 Regionals 2010

Printed September 26, 2010 at 16:17



Stage 9 -- Stand 10 L

	PTS	TIME	HIT FACTOR	STAGE POINTS	STAGE PERCENT	COMPETITOR # Name
1	39	13,07	2,9839	45,0000	100,00	44 von Streit, Dietrich .
2	26	8,98	2,8953	43,6637	97,03	36 Wurster, Tilo .
3	0	0,00	0,0000	0,0000	0,00	139 Layher, Edgar .

REVOLVER (STANDARD) -- Overall Stage Results

German Area 5 and 7 Regionals 2010


Printed September 26, 2010 at 16:17



Stage 9 -- Stand 10 L

	PTS	TIME	HIT FACTOR	STAGE POINTS	STAGE PERCENT	COMPETITOR # Name
1	41	10,15	4,0394	45,0000	100,00	155 Stauch, Franz
2	42	12,14	3,4596	38,5412	85,65	45 Wohlmuth, Markus
3	41	12,73	3,2207	35,8798	79,73	154 Stauch, Freddy .
4	41	15,35	2,6710	29,7557	66,12	53 Fuger, Christian .
5	38	14,87	2,5555	28,4687	63,26	120 Biedermann, Wolfgang
6	43	18,45	2,3306	25,9637	57,70	102 Wucherer, Henry .
7	29	13,46	2,1545	24,0020	53,34	101 Wucherer, Hans .

OPEN -- Overall Stage Results
 German Area 5 and 7 Regionals 2010
 Printed September 26, 2010 at 16:17



Stage 10 -- Stand 10 R

	PTS	TIME	HIT FACTOR	STAGE POINTS	STAGE PERCENT	COMPETITOR # Name
1	79	10,70	7,3832	85,0000	100,00	140 Loch, Marijan
2	83	12,05	6,8880	79,2988	93,29	127 Graf, Harry
3	80	12,23	6,5413	75,3077	88,60	152 Wessely, Rene .
4	82	12,55	6,5339	75,2221	88,50	81 Borchardt, Dirk .
5	78	12,82	6,0842	70,0458	82,41	142 Weber, Alwin
6	73	12,51	5,8353	67,1802	79,04	97 Jung, Simone .
7	79	13,58	5,8174	66,9735	78,79	73 Remek, Claudia
8	78	13,74	5,6769	65,3557	76,89	38 Nothnagel, Nils
9	82	15,24	5,3806	61,9447	72,88	13 Schäfer, Patric .
10	76	16,16	4,7030	54,1437	63,70	25 Altmaier, Michael ,
11	65	13,90	4,6763	53,8362	63,34	162 Möller, Klaus .
12	83	18,32	4,5306	52,1589	61,36	135 Theisen, Peter .
13	53	12,01	4,4130	50,8052	59,77	148 Pelzer, Simon .
14	82	18,76	4,3710	50,3219	59,20	64 Knappstein, Paul
15	64	14,86	4,3069	49,5835	58,33	118 Maier, Wolfgang .
16	80	23,71	3,3741	38,8449	45,70	150 ZickgrafPeters, Juliane .
17	79	24,06	3,2835	37,8013	44,47	145 Berlenbach, Karin
18	48	15,11	3,1767	36,5723	43,03	37 Wurster, Sabine
19	81	27,20	2,9779	34,2840	40,33	67 Volkmann, Heinz .
20	45	15,93	2,8249	32,5216	38,26	149 Peters, Andrej .
21	0	0,00	0,0000	0,0000	0,00	156 Leers, Oliver .
22	0	0,00	0,0000	0,0000	0,00	68 Scheper, Hubert
23	0	0,00	0,0000	0,0000	0,00	69 Neff, Rolf
24	0	0,00	0,0000	0,0000	0,00	35 Gross, Michael .

STANDARD -- Overall Stage Results

German Area 5 and 7 Regionals 2010

Printed September 26, 2010 at 16:17



Stage 10 -- Stand 10 R

	PTS	TIME	HIT FACTOR	STAGE POINTS	STAGE PERCENT	COMPETITOR # Name
1	83	14,77	5,6195	85,0000	100,00	116 Jakob, Herbert .
2	79	14,45	5,4671	82,6952	97,29	87 vanEssen, Olaf
3	83	15,25	5,4426	82,3246	96,85	22 Kraft, Herbert
4	81	15,16	5,3430	80,8178	95,08	18 Gotic, Robert .
5	73	14,91	4,8960	74,0571	87,13	61 Denk, Matthias
6	75	17,84	4,2040	63,5898	74,81	56 Seeger, Eugen
7	81	19,52	4,1496	62,7663	73,84	99 Mohr, Uwe
8	81	19,73	4,1054	62,0982	73,06	96 Rothert, Marcus .
9	56	13,79	4,0609	61,4250	72,26	147 Pelzer, Werner .
10	81	19,95	4,0602	61,4134	72,25	47 Bötzel, Rene .
11	77	19,45	3,9589	59,8815	70,45	146 Nagel, Dieter .
12	82	22,05	3,7188	56,2505	66,18	86 Burkhart, Helmut
13	78	21,16	3,6862	55,7571	65,60	39 Lätsch, Harald .
14	75	20,61	3,6390	55,0433	64,76	48 Schultheiss, Karl
15	65	18,42	3,5288	53,3759	62,80	40 Jakob, Frank .
16	75	21,35	3,5129	53,1355	62,51	134 Theisen, Jürgen .
17	82	23,35	3,5118	53,1188	62,49	15 Hügel, Harald -
18	75	22,95	3,2680	49,4311	58,15	157 Berlenbach, Oliver
19	77	23,67	3,2531	49,2055	57,89	65 Ritter, Maximilian
20	73	23,50	3,1064	46,9869	55,28	170 Schroer, Axel .
21	70	22,90	3,0568	46,2364	54,40	29 Kuhn, Manfred
22	80	26,23	3,0499	46,1331	54,27	17 Schiller, Michael
23	81	27,05	2,9945	45,2938	53,29	123 Berberich, Holger .
24	77	26,54	2,9013	43,8845	51,63	151 Kirchner, Stefan
25	80	27,73	2,8850	43,6377	51,34	31 Pentz, Helmut
26	75	26,06	2,8780	43,5320	51,21	121 Zimmermann, Herbert .
27	69	23,98	2,8774	43,5232	51,20	4 Krüger, Donald .
28	61	21,45	2,8438	43,0154	50,61	168 Woll, Rigo .
29	75	27,82	2,6959	40,7780	47,97	160 Hase, Horst .
30	79	29,38	2,6889	40,6721	47,85	41 Hesse, Michael .
31	68	27,50	2,4727	37,4022	44,00	124 Hansi, Steffen .
32	67	27,78	2,4118	36,4808	42,92	137 Jungjohann, Kai .
33	67	28,44	2,3558	35,6342	41,92	10 Boschert, Franz
34	56	23,81	2,3520	35,5754	41,85	136 Aynacioglu, Sadik .
35	73	33,10	2,2054	33,3592	39,25	125 Saller, Curt
36	67	30,90	2,1683	32,7973	38,59	161 Hase, Dierk .
37	48	23,13	2,0752	31,3897	36,93	114 Pohlarz, Claudius
38	75	37,76	1,9862	30,0435	35,35	122 Reiter, Norbert
39	61	30,86	1,9767	29,8989	35,18	93 Franz, Volker .
40	70	37,39	1,8722	28,3181	33,32	159 Vilar, Rui
41	73	40,17	1,8173	27,4880	32,34	1 Faber, Michael
42	61	35,05	1,7404	26,3247	30,97	163 Wiessner, Bernd
43	56	37,06	1,5111	22,8562	26,89	95 Münch, Caroline .
44	24	41,69	0,5757	8,7076	10,24	23 Jeckel, Andreas .
45	0	0,00	0,0000	0,0000	0,00	62 Wittmann, Horst
46	0	0,00	0,0000	0,0000	0,00	71 Jürgens, Steffen .

STANDARD -- Overall Stage Results

German Area 5 and 7 Regionals 2010

Printed September 26, 2010 at 16:17



Stage 10 -- Stand 10 R

	PTS	TIME	HIT FACTOR	STAGE POINTS	STAGE PERCENT	COMPETITOR # Name
47	0	0,00	0,0000	0,0000	0,00	100 Monschau, Willi .
48	0	0,00	0,0000	0,0000	0,00	104 Raeder, Tim Martin .

PRODUCTION -- Overall Stage Results

German Area 5 and 7 Regionals 2010

Printed September 26, 2010 at 16:17



Stage 10 -- Stand 10 R

	PTS	TIME	HIT FACTOR	STAGE POINTS	STAGE PERCENT	COMPETITOR # Name
1	77	12,65	6,0870	85,0000	100,00	12 Schmidt, Tino
2	83	13,69	6,0628	84,6629	99,60	74 Lentz, Arne
3	77	14,68	5,2452	73,2459	86,17	50 Henn, Frank .
4	69	13,62	5,0661	70,7442	83,23	70 Haben, Jörg .
5	81	16,69	4,8532	67,7716	79,73	108 Kirsch, Patrik .
6	81	17,11	4,7341	66,1080	77,77	111 Blank, Andreas .
7	71	15,17	4,6803	65,3569	76,89	76 Ergler, Manfred .
8	71	16,66	4,2617	59,5117	70,01	113 Walter, Michael
9	68	16,48	4,1262	57,6196	67,79	54 Kummer, Patrick
10	67	16,60	4,0361	56,3619	66,31	34 Freitag, Andreas .
11	77	19,33	3,9834	55,6260	65,44	3 Lemke, Klaus
12	73	18,41	3,9652	55,3717	65,14	66 Brecht, Matthias
13	73	19,11	3,8200	53,3434	62,76	128 Meyer, Werner
14	77	20,51	3,7543	52,4256	61,68	90 Sonnabend, Sven .
15	71	19,35	3,6693	51,2385	60,28	33 Heinemann, Sascha .
16	65	17,94	3,6232	50,5952	59,52	14 Kirchherr, Hartmut
17	63	17,45	3,6103	50,4155	59,31	49 Köllner, Rainer
18	60	16,70	3,5928	50,1711	59,02	58 Blazicek, Johannes .
19	71	19,80	3,5859	50,0740	58,91	132 Cümbüs, Hakan .
20	73	20,78	3,5130	49,0564	57,71	46 Ende, Wolfgang .
21	73	20,85	3,5012	48,8917	57,52	92 Schöffel, Sebastian .
22	69	19,87	3,4726	48,4920	57,05	52 Olschewski, Martin .
23	81	24,32	3,3306	46,5093	54,72	89 Grüßner, Sven .
24	75	22,53	3,3289	46,4856	54,69	133 Pfitzenmaier, Jörg .
25	77	23,54	3,2710	45,6776	53,74	165 Biegner, Alexander .
26	73	22,59	3,2315	45,1258	53,09	119 Fallert, Alfons
27	73	22,60	3,2301	45,1059	53,07	26 Lisi, Agrippino
28	62	19,47	3,1844	44,4677	52,31	171 Gallenbach, Heinz
29	77	24,33	3,1648	44,1944	51,99	59 Oberle, Rolf
30	67	21,19	3,1619	44,1532	51,94	30 Kuhn, Loni .
31	75	24,05	3,1185	43,5477	51,23	166 Schöninger, Michael .
32	67	21,69	3,0890	43,1354	50,75	57 Bykhovski, Vadim .
33	65	21,07	3,0850	43,0792	50,68	9 Boschert, Benedikt
34	52	16,90	3,0769	42,9670	50,55	16 Uecker, Ulrich
35	71	23,15	3,0670	42,8278	50,39	79 Nölke, Thomas .
36	54	17,64	3,0612	42,7478	50,29	169 Sperl, Markus .
37	73	24,22	3,0140	42,0889	49,52	72 Armbruster, Edgar .
38	65	21,70	2,9954	41,8285	49,21	91 Theierl, Alexander .
39	45	15,05	2,9900	41,7537	49,12	32 Lehmann, Stephan .
40	73	24,53	2,9759	41,5570	48,89	83 Bulling, Thomas
41	56	18,90	2,9630	41,3757	48,68	153 Finselsberger, Jörg .
42	77	25,99	2,9627	41,3717	48,67	78 Rienäcker, Ingo .
43	54	18,31	2,9492	41,1836	48,45	107 Eichardt, Andreas
44	77	26,45	2,9112	40,6522	47,83	43 Weihrich, Saskia .
45	77	26,69	2,8850	40,2866	47,40	158 Glaser, Helmut
46	75	26,39	2,8420	39,6863	46,69	167 Tilgner, Rainer

PRODUCTION -- Overall Stage Results

German Area 5 and 7 Regionals 2010

Printed September 26, 2010 at 16:17



Stage 10 -- Stand 10 R

	PTS	TIME	HIT FACTOR	STAGE POINTS	STAGE PERCENT	COMPETITOR # Name
47	81	28,90	2,8028	39,1387	46,05	115 Wieland, Markus .
48	77	27,70	2,7798	38,8177	45,67	164 Mainka, Michael .
49	77	27,82	2,7678	38,6503	45,47	75 Kolb, Wolfgang .
50	58	21,07	2,7527	38,4399	45,22	98 Gilcher, Patrick .
51	64	23,48	2,7257	38,0628	44,78	20 Auerswald, Erik .
52	69	25,42	2,7144	37,9046	44,59	143 Brecht, Thomas .
53	65	24,57	2,6455	36,9426	43,46	94 Schuldt, Roco .
54	52	19,66	2,6450	36,9350	43,45	19 Steudle, Markus .
55	69	26,58	2,5959	36,2504	42,65	27 Lisi-Mager, Uta .
56	75	28,92	2,5934	36,2144	42,61	131 Kallsen, Dieter
57	65	25,89	2,5106	35,0590	41,25	172 Glaser, Wolfgang
58	61	24,43	2,4969	34,8678	41,02	63 Bieda, Reiner
59	79	32,02	2,4672	34,4528	40,53	51 Bartell, Gerd .
60	77	31,92	2,4123	33,6858	39,63	130 Kallsen, Ulrike
61	52	21,63	2,4041	33,5711	39,50	141 Brecht, Uwe
62	56	23,55	2,3779	33,2059	39,07	126 Fickinger, Thilo
63	62	26,65	2,3265	32,4873	38,22	8 Koch, Viktor .
64	67	29,28	2,2883	31,9538	37,59	80 Neumann, Kai .
65	54	23,65	2,2833	31,8846	37,51	11 Ludes, Lars .
66	55	24,48	2,2467	31,3740	36,91	110 Möbs, Stefan .
67	61	29,76	2,0497	28,6230	33,67	55 Kontorowski, Alexander .
68	77	38,67	1,9912	27,8058	32,71	85 Burkhart, Rita
69	65	34,17	1,9023	26,5636	31,25	109 Schier, Hanno .
70	65	34,95	1,8598	25,9708	30,55	138 Klippel, Hagen
71	63	34,38	1,8325	25,5890	30,10	28 Ehlhardt, Manfred .
72	46	28,22	1,6300	22,7625	26,78	129 Baage, Roland .
73	62	38,32	1,6180	22,5936	26,58	112 Habicht, Stefan .
74	56	35,29	1,5869	22,1593	26,07	5 Krüger, Jürgen .
75	64	43,73	1,4635	20,4371	24,04	7 Popall, Rainer
76	69	50,80	1,3583	18,9672	22,31	84 Baier, Andreas .
77	7	16,97	0,4125	5,7602	6,78	77 Heiss, Andreas .
78	0	0,00	0,0000	0,0000	0,00	60 Strohmaier, Marco .
79	0	0,00	0,0000	0,0000	0,00	117 Friedrich, Franz .
80	0	0,00	0,0000	0,0000	0,00	6 Ullmann, Josef .
81	0	0,00	0,0000	0,0000	0,00	105 Herfurth, Martin
82	0	0,00	0,0000	0,0000	0,00	144 Hoffmann, Hardy
83	0	0,00	0,0000	0,0000	0,00	88 Reidenbach, Sandra .
84	0	0,00	0,0000	0,0000	0,00	103 Morasch, Marco

MODIFIED -- Overall Stage Results

German Area 5 and 7 Regionals 2010

Printed September 26, 2010 at 16:17



Stage 10 -- Stand 10 R

	PTS	TIME	HIT FACTOR	STAGE POINTS	STAGE PERCENT	COMPETITOR # Name
1	76	16,99	4,4732	85,0000	100,00	36 Wurster, Tilo .
2	67	21,14	3,1693	60,2239	70,85	44 von Streit, Dietrich .
3	0	0,00	0,0000	0,0000	0,00	139 Layher, Edgar .

REVOLVER (STANDARD) -- Overall Stage Results

German Area 5 and 7 Regionals 2010

Printed September 26, 2010 at 16:17



Stage 10 -- Stand 10 R

	PTS	TIME	HIT FACTOR	STAGE POINTS	STAGE PERCENT	COMPETITOR # Name
1	79	19,61	4,0286	85,0000	100,00	155 Stauch, Franz
2	80	27,02	2,9608	62,4704	73,49	154 Stauch, Freddy .
3	73	26,02	2,8055	59,1950	69,64	120 Biedermann, Wolfgang
4	65	23,75	2,7368	57,7456	67,94	101 Wucherer, Hans .
5	79	33,87	2,3324	49,2132	57,90	102 Wucherer, Henry .
6	58	25,45	2,2790	48,0850	56,57	45 Wohlmuth, Markus
7	63	32,69	1,9272	40,6626	47,84	53 Fuger, Christian .



Disqualified Shooters

No. Name

42 Ludwig, Peter .